



# MINNESOTA

## BASKETBALL

### GAME 5

## MINNESOTA (4-0) vs. ARKANSAS (3-0)

Tuesday, November 22 – 7:00 p.m. CT  
Minneapolis, Minn. (Williams Arena)

### 2016-17 SCHEDULE

Date	Opponent	TV	Time/Result
Nov. 3	BEMIDJI STATE (exhibition)	BTN Plus	W, 83-59
Nov. 11	LOUISIANA LAFAYETTE	BTN Plus	W, 86-74
Nov. 14	TEXAS-ARLINGTON	BTN Plus	W, 84-67
Nov. 16	MOUNT ST. MARY'S	BTN Plus	W, 80-56
Nov. 18	ST. JOHN'S (N.Y.) <sup>1</sup>	BTN	W, 92-86
Nov. 22	ARKANSAS	ESPN3	7:00 p.m.
Nov. 25	SOUTHERN ILLINOIS	BTN Plus	7:00 p.m.
Nov. 28	at Florida State <sup>2</sup>	ESPNU	6:00 p.m.
Dec. 3	vs. Vanderbilt <sup>3</sup>	ESPN3	7:00 p.m.
Dec. 6	NIJT	BTN	7:00 p.m.
Dec. 9	GEORGIA SOUTHERN	BTN	8:00 p.m.
Dec. 11	NORTHERN ILLINOIS	BTN Plus	4:00 p.m.
Dec. 14	LIU BROOKLYN	BTN Plus	7:00 p.m.
Dec. 23	ARKANSAS STATE	BTN	6:00 p.m.
Dec. 27	MICHIGAN STATE	ESPN2	8:00 p.m.
Jan. 1	at Purdue	BTN	TBD
Jan. 5	at Northwestern	ESPNU	8:00 p.m.
Jan. 8	OHIO STATE	BTN	6:30 p.m.
Jan. 11	at Michigan State	BTN	6:00 p.m.
Jan. 14	at Penn State	ESPNU	11:00 a.m.
Jan. 21	WISCONSIN	BTN	3:30 p.m.
Jan. 25	at Ohio State	BTN	6:00 p.m.
Jan. 28	MARYLAND	BTN	1:15 p.m.
Feb. 4	at Illinois	BTN	3:00 p.m.
Feb. 8	IOWA	BTN	8:00 p.m.
Feb. 11	at Rutgers	ESPNU	11:00 a.m.
Feb. 15	INDIANA	BTN	8:00 p.m.
Feb. 19	MICHIGAN	CBS/BTN	TBD
Feb. 22	at Maryland	BTN	7:30 p.m.
Feb. 25/26	PENN STATE	CBS/BTN	TBD
Mar. 2	NEBRASKA	ESPN/2	6:00 p.m.
Mar. 5	at Wisconsin	CBS/BTN	TBD
Wed.- 8-12	Big Ten Tournament (Verizon Center, Washington, D.C.)		
Sun.			

<sup>1</sup> - Gavitt Tipoff Games <sup>2</sup> - ACC/Big Ten Challenge <sup>3</sup> - at Sanford Pentagon, Sioux Falls, S.D.

all times central • schedule subject to change

### MINNESOTA ATHLETIC COMMUNICATIONS

275 Bierman Field Athletic Building, Minneapolis, MN 55447

DAN REISIG, Associate Director, Athletic Communications

Work: 612-625-4389 • Cell: 612-419-6142 • Email: dbrisig@umn.edu  
GOPHERSPORTS.com



@GopherMBB



/GopherMensBasketball

### GAME INFORMATION

Date: Friday, November 18, 2016

Time: 7:00 p.m. CT

Location: Minneapolis, Minn.

Arena: Williams Arena (14,625)

TV: ESPN3 – Clay Matvick (Play-by-Play);  
Rich Zvosac (Analyst)

Radio: Learfield/1500 ESPN Twin Cities –  
Mike Grimm (Play-by-Play); Spencer Tollackson (Analyst)

### SERIES INFORMATION

Series: Fifth Meeting (1-3)

Series (Home): Second Meeting (1-0)

Current Streak: L-2

Richard Pitino vs. Arkansas: First Meeting

Minnesota vs. SEC: 15-11\*

Richard Pitino vs. SEC: 1-1

\* - excludes vacated games

### STARTING FIVE

• The Gophers open a challenging stretch in which three of their next four opponents come from a Power Five conference, hosting Arkansas on Tuesday night at Williams Arena. After Tuesday's game against the SEC-member Razorbacks, Minnesota hosts Southern Illinois Friday before visiting Florida State (Nov. 27) and meeting Vanderbilt (Dec. 3) on a neutral court in Sioux Falls.

• Amir Coffey has reached double-figures in all four starts he's made for the Gophers, but Friday he accomplished the feat before halftime, as he led all players with 17-points at the break on the way to his first career 30-point game.

Coffey led the Gophers with 30 points, making 9-of-14 field goals and 11-of-12 free throws.

• Coffey is the first Minnesota player with 30 or more points in a game since Andre Hollins scored 31 against Rutgers on Jan. 17, 2015. More impressively, he is the first Minnesota freshman to torch the nets for 30 points since Kris Humphries in 2003-04. Coffey added four rebounds, two steals and an assist, while logging a team-high 36 minutes.

• Reggie Lynch blocked nine shots in the St. John's game, third among all-time Gopher single-game performances, part of an 11-block team effort by the Gophers. They have not had double-digit blocks since Nov. 21, 2013 (12 vs. Wofford), and rank second in the Big Ten in blocks per game (6.8). Lynch is 12th in the nation in blocks per game.

• Minnesota topped 80 points for the fourth-straight game to open the season. The last time a Gophers team started a season with four-straight 80-point games was 1992-93, when Clem Haskins' team opened the season with six-straight games over 80. It's the first time the Gophers tallied 80-plus in four-consecutive games since a seven-game stretch in December 2014.

### MINNESOTA TEAM INFORMATION

		PROBABLE STARTERS	PPG	RPG	APG	MFG	FG%	OTHER
G	1	Dupree McBrayer	14.8	2.5	3.0	31.0	.629	Career-high 18 pts vs. SJU
G	2	Nate Mason	13.5	5.0	6.0	32.8	.419	1.5 spg
G	5	Amir Coffey	15.8	3.8	1.8	29.2	.475	1.2 spg
F	3	Jordan Murphy	11.8	8.0	0.8	25.0	.545	1.2 bpg
C	22	Reggie Lynch	9.0	7.5	1.2	21.5	.524	3.8 bpg (9 blk vs. SJU)

		RESERVES	PPG	RPG	APG	MFG	FG%	OTHER
G	0	Akeem Springs	6.8	3.8	1.2	16.2	.296	0.2 spg
G	4	Brady Rudrud	1.3	0.3	0.0	1.7	1.000	1-1 3FG vs. UTA
G	10	Darin Haugh	0.0	0.3	0.7	1.0	—	—
G	15	Stephon Sharp	0.7	0.0	0.0	2.0	—	2-2 FT vs. ULL
C	21	Bakary Konaté	1.0	1.0	0.0	3.8	.500	1 blk vs. ULL
F	24	Eric Curry	7.2	7.0	2.0	23.0	.500	1.0 bpg
G	32	Ahmad Gilbert Jr.	2.8	1.8	0.2	5.2	.444	6 pts vs. SJU
F	41	Gaston Diedhiou	1.0	0.0	0.0	2.0	1.000	2 pts vs. MSM
F	42	Michael Hurt	1.0	0.2	0.2	7.8	.167	2 pts vs. SJU

MINNESOTA  
GOLDEN GOPHERS



2016-17 Record: 4-0

Big Ten Record: 0-0

AP Head Coach:

- Richard Pitino (Providence, '05)

Career Record: 73-65 (5th season)

USA Record at Minnesota: 55-51 (4th season)

Today

- STATISTICAL LEADERS

Points: Amir Coffey (15.8)

Rebounds: Jordan Murphy (8.0)

Assists: Nate Mason (6.0)

Blocks: Reggie Lynch (3.8)

Steals: Nate Mason (1.5)

ARKANSAS  
RAZORBACKS



2016-17 Record: 3-0

SEC Record: 0-0

AP Head Coach: Mike Anderson (Tulsa, '82)

- Career Record: 305-162 (15th season)

USA Record at Arkansas: 105-64 (6th season)

Today

- STATISTICAL LEADERS

Points: Dusty Hannahs (17.7)

Rebounds: Moses Kingsley (6.3)

Assists: Anton Beard (3.7)

Blocks: Moses Kingsley (5.3)

Steals: Daryl Macon (2.3)

**SCOUTING THE RAZORBACKS**

- Arkansas is 3-0 on the season, including a win over UT Arlington, 71-67, on Friday night in Fayetteville.
- The Razorbacks have four players averaging double-digit scoring, led by Dusty Hannahs who chips in 17.7 points per game.
- Arkansas finished last season with a 16-16 record, and head coach Mike Anderson has never had a losing season in his 14-plus seasons as a Division I head coach.

**GOPHERS VS. THE SEC**

- Minnesota has amassed a record of 15-11 against the current membership of the Southeastern Conference.
- That total includes the following individual opponent records: Alabama (0-2), Florida (1-1), Georgia (4-1), Kentucky (1-3), Ole Miss (2-0), Missouri (2-0), South Carolina (0-2), Tennessee (0-1), Texas A&M (1-1), Vanderbilt (4-0). Games that were later vacated are excluded from that list.
- The Gophers will face two SEC opponents this year in the Razorbacks (Nov. 22) and Vanderbilt (Dec. 3). They haven't played two SEC schools in the same year since 1997 (Alabama & Kentucky), results that were later vacated. Officially, the last time it happened was also the last time Minnesota played two SEC schools in the regular season (Vanderbilt & Kentucky), in 1957.
- Head coach Richard Pitino is facing a SEC opponent for the second time, following the matchup with Arkansas in 2013 at the Maui Invitational. He is no stranger to the conference, however, spending two seasons on Billy Donovan's staff at Florida.

**FRESH(MAN) START**

- Guard Amir Coffey became the first Minnesota true freshman to start a season-opener since Andre Hollins.
- In the win over UL-Lafayette, Coffey poured in 13 points, three rebounds, three assists and one steal in 27 minutes of play.
- Hollins (6 pts., 2 ast., 1 reb., 1 stl.) did so five years ago to the day, Nov. 11, 2011.
- Another Gopher newcomer, center Reggie Lynch, earned the starting nod in his first game with the Maroon and Gold after transferring from Illinois State. He scored 10 points, eight rebounds and two blocks, the latter two team-highs.

**GOPHERS SIGN TWO TO NLIs**

- Minnesota head men's basketball coach Richard Pitino announced Thursday the addition of two guards in Jamir Harris (North Brunswick, N.J./The Patrick School) and Isaiah Washington (Harlem, N.Y./St. Raymond's HS). Both signed their National Letters of Intent to join the Golden Gophers for the 2017-18 academic year.
- "We are extremely excited to announce the signing of Jamir and Isaiah," Pitino said. "I've always believed that in order to compete at the top of the Big Ten, which we hope to do, you need to have multiple good recruiting classes and we feel we've done that. Both Jamir and Isaiah are very good players and will be great student-athletes for the University of Minnesota."
- More on each of the signees, including additional quotes, can be found at [z.umn.edu/mbbnli16](http://z.umn.edu/mbbnli16).

**PARTY LIKE IT'S 1999**

- Friday's season opener against the Ragin' Cajuns kicked off a stretch of six straight home games to begin the season.
- The six straight regular-season home games to start the Gopher schedule is the most since 1999, when the Gophers went 6-0 at home in their first six games of the year.
- The Gophers will host 20 regular season games at Williams Arena this season, including 11 non-conference foes.

**TRANSFERS EXPECTED TO MAKE AN IMPACT**

- While Davonte Fitzgerald (Texas A&M) has been sidelined after injury to his left ACL, guard Akeem Springs (Milwaukee) and center Reggie Lynch (Illinois State) will contribute heavily on the court this season for the Maroon and Gold.
- Springs arrives in Dinkytown as a graduate transfer following two seasons at Milwaukee, where he was a double-digit scorer including 13.2 points and 5.3 rebounds last year.
- Lynch, who joined the Gophers in 2015 but sat out last season as a redshirt, was an All-Conference performer in the Missouri Valley after racking up 189 career blocks, second on the Redbirds' career list.

**NEARLY \$75K RAISED AT COACHES VS. CANCER DINNER**

- For the second straight year, the Minikahda Club in Minneapolis played host to the Minnesota Coaches vs. Cancer Tipoff Dinner.
- After an opening social hour and dinner, the program began with remarks from Coach Pitino, in which he introduced each member of the squad and discussed the fight against cancer. Guests also had the chance to hear from a cancer survivor who was impacted by the work of the American Cancer Society.
- In total, the event raised nearly \$75,000 for the fight against cancer, including supporting the Richard M. Schulze Family American Cancer Society Hope Lodge located just off campus in Minneapolis.
- "I am extremely proud that our team was able to make an impact and contribute towards defeating cancer," said Pitino. "Cancer has affected me and my loved ones personally, and I am happy to give back in any way I can. I am very appreciative of all our donors and attendees who helped us surpass last year's fundraising totals."
- Read more about the event at [z.umn.edu/mbbcvc16](http://z.umn.edu/mbbcvc16)

**NEW FACE ON THE BENCH**

- In September, head coach Richard Pitino welcomed a new member of his staff as Ed Conroy joined the Gopher assistant coaches.
- With more than 25 years of college coaching experience, Conroy most recently spent six seasons as head coach at Tulane. While there, he led the Green Wave to two post-season berths and a 20-win season, their first in 13 years.
- Conroy has also served as head coach at his alma mater, The Citadel (2006-10), and Francis Marion (1997-2000) while working as an assistant at seven other schools.

**MEDIA CREDENTIALS**

Requests for working media credentials (newspaper, radio, TV, photo) for Minnesota home games must be made on-line at [gophersports.com/media](http://gophersports.com/media). Requests for credentials should be made as early as possible due to severe seat limitations in the press areas at Williams Arena. Please contact the Athletic Communications office for more information regarding the on-line credentialing system. Delivery of credentials will be handled according to individual situations, but in most cases will not be mailed. Credentials can be picked up starting two and a half hours before game time at the Williams Arena media will call gate at the west end of the south lobby of the building.

**MEDIA CREDENTIAL CRITERIA**

Due to severe space limitations for media seating in Williams Arena, media requesting credentials for Golden Gopher basketball will have to meet certain criteria to gain access to press seating. The criteria will also determine where media will be located during games either in press row courtside or in the upper press row (Row 1 of balcony on north side). Order of priority:

- The originating television entity of the game will be seated courtside at center court.
- Flagship radio for both teams will be seated in the upper level press row. Any non-originating radio stations doing game updates will be seated in the upper press row. Student radio stations will be subject to space restrictions and will only be granted credentials if space allows.
- Any national publication will be granted a minimum of one credential for working press and one photography credential if needed courtside.
- The Associated Press and the primary daily newspapers of the Minneapolis/St. Paul market that provide daily coverage for Golden Gopher basketball will be granted three seats courtside. (1-photo, 2-working press). Any other requested credentials will be seated in the upper press row.
- Any visiting team's primary newspapers from its largest media market that provide daily coverage of the visiting team will be granted one credential courtside if space allows. The location of other credentialed media of the visiting team will be determined by circulation size or the visiting SID.
- Minneapolis/St. Paul local television stations with network affiliation will be granted a shooting position (located near the slash camera position) and one seat in the radio deck.
- Any local television stations from visiting markets will be seated on the radio deck.
- Daily student newspapers will be placed on the radio deck with the exception of the Minnesota Daily. The Minnesota Daily will have one credential in the courtside press row. Any additional credentialed seats will be located in the radio deck.
- Any weekly, basketball specific, or school specific publications with the exception of the Minnesota Spokesman-Recorder will be seated on the radio deck and issue of credentials will be determined by space restrictions and the media relations office. The Minnesota Spokesman-Recorder will have one credential in the courtside press row.
- If there is no space available on either press row, media can request credentials and have access during the game to the media work room located on the second level of the east addition and postgame interview areas.

**PHOTO AND FILM CREDENTIALS**

All photo and game film credentials should be requested as early as possible because of severe space limitations. Photographers and film crews may work only in the designated areas. Photographers are not allowed on the court during play, but can photograph pregame and postgame activities, if they have requested such access from the media relations staff. Failure to comply will result in expulsion from the arena.

**WEEKLY PRACTICE ACCESS/INTERVIEW AVAILABILITY**

Coach Pitino and select Golden Gopher players will be made available for interviews the day before each game prior to the start of that day's practice. Interviews, in most cases, will be conducted in the Williams Arena Media Room. This is subject to change at the coaches discretion. It is strongly recommended that at least 24 hours notice be given to Dan Reisig in the Athletic Communications Office to ensure that your request can be considered.



# RICHARD PITINO

## HEAD COACH | FOURTH SEASON

### Richard Pitino AT A GLANCE

Born	Sept. 16, 1982
Hometown	Boston, Mass.
High School	St. Sebastian's School (Needham, Mass.)
College	Providence, 2005 (B.S. History)
Family	Wife, Jill; Daughters, Ava & Zoe; Son, Jack

#### Collegiate Coaching Experience

2005-06	Assistant Coach	Northeastern
2006-07	Assistant Coach	Duquesne
2007-09	Assistant Coach	Louisville
2009-11	Assistant Coach	Florida
2011-12	Associate Head Coach	Louisville
2012-13	Head Coach	Florida International
2013-	Head Coach	Minnesota

#### Coaching Record

2012-13	Florida International	18-14
• Led FIU to first winning season since 1999-2000		
• Guided Panthers to 18 wins, its highest total since 1997-98		
• Led FIU to its first appearance in the Sun Belt Conference Tournament championship game.		
• FIU finished with 11 conference wins on the season, the most by a Panther team since joining the Sun Belt Conference.		
2013-	Minnesota	55-51
• Set a school record for victories and steals in a single season		
• Guided Gophers to 2014 NIT Championship		

Pitino's 43 wins is the **second-highest total** of all current Big Ten head coaches in their first two years at their respective school.

His **.606 winning percentage in that time frame** ties for third in that category.

Richard Pitino is in his fourth season as the 17th head coach of the University of Minnesota's Golden Gopher men's basketball team.

Last season saw several accomplishments, including the selection of freshman Jordan Murphy to the Big Ten All-Freshman Team. He was the Gophers' first honoree since 2005 and only the third ever. The Gophers also picked up signature victories over No. 6 Maryland at home, along with improving to 3-0 under Pitino in the Big Ten/ACC Challenge after a home victory over Clemson in November.

In 2015-16, the Gophers set a new school single-season record with 313 steals, passing the previous mark of 297 set in 2007-08. The team averaged 74.2 points per game, the highest since the 2001-02 season and the second straight season under head coach Richard Pitino that the Gophers have averaged more than 71 points per game. Two of his players garnered All-Big Ten honorable mentions in guard Andre Hollins (coaches & media) and Maurice Walker (media). In February, the Gophers defeated then-#25 and eventual Final Four team Michigan State in East Lansing for the first time since 1997 (later vacated) — the team's first road win over a top-25 team since 2012.

In year one, Pitino led the Gophers to their second National Invitation Tournament championship in program history, posting a school-record 25 wins in the process. Among those victories were three top-25 wins at home in Williams Arena, knocking off #9/8 Wisconsin, #11/9 Ohio State, and #20/19 Iowa. Those were part of the 20 home wins that the Gophers amassed during the season. Pitino's first Gopher team finished with eight Big Ten victories, seventh in the conference, along with an opening-round win in the Big Ten Tournament. The 2014-15 squad featured two All-Big Ten honorable mention players in junior guards Andre Hollins and DeAndre Mathieu, the latter one of four newcomers that arrived on campus with Pitino.

"We are excited to welcome Coach Pitino to the University of Minnesota," said University President Eric Kaler at the time of his hiring. "Pitino brings the energy, skill, passion and commitment we need to lead our program and develop our student-athletes, both on and off the court."

Pitino came to Gold Country after spending one season at the helm of the Florida International University (FIU) basketball program. Prior to his arrival in South Florida, FIU had not had a winning season since 1999-2000 and in the three seasons before his hiring posted a combined record of 26-65. In just one season, Pitino led the program to 18 wins, the fourth-most in program history, and its first appearance in the Sun Belt Conference Tournament championship game. FIU finished with 11 conference wins on the season, the most by a Panther team since joining the Sun Belt Conference.

Prior to leading FIU, Pitino served as the Associate Head Coach for one season and an assistant for two other seasons under his father, Rick, at Louisville. In three years overall with the Cardinals, he helped the program to a combined 88-25 record, a pair of NCAA Elite Eight berths (2008 and 2009) and one NCAA Final Four appearance (2012). His efforts also helped the Cards land two of top 15 recruiting classes in his three years (2007-08 and 2008-09). Pitino also spent time as an assistant for two seasons under Billy Donovan at Florida. In his time with the Gators, the club was a combined 50-20 with back-to-back NCAA Tournament appearances, including reaching the 2011 NCAA Southeast Regional finals before falling to NCAA runner-up Butler.

MINNESOTA WHEN...

	2016-17	2015-16
Home	4-0	7-10
Away	—	0-9
Neutral	—	1-4
Nonconference (includes post-season games)	4-0	6-7
Big Ten Conference	—	2-16
Big Ten Tournament	—	0-1
Leading at half	3-0	6-3
Trailing at half	1-0	2-19
Tied at half	—	0-1
Leading with 5:00 left	4-0	8-1
Trailing with 5:00 left	—	0-21
Tied with 5:00 left	—	0-1
Overtime	—	0-2
Shooting 50% or better from the field	2-0	1-2
Shooting less than 50% from the field	2-0	7-21
Opp. shoot 50% or better from the field	—	1-9
Opp. shoot less than 50% from the field	4-0	7-13
Make more 3s than opponent	1-0	5-4
Opponent makes more 3s	3-0	1-14
3s are equal	—	2-5
More FT attempts than opponent	4-0	7-11
Opponent had more FT attempts	—	1-12
FT attempts are equal	—	0-0
Out-rebound opponent	2-0	3-4
Out-rebounded by opponent	2-0	5-15
Rebounds are equal	—	0-4
Fewer turnovers than opponent	2-0	7-10
More turnovers than opponent	2-0	1-12
Turnovers are equal	—	0-1
Bench outscores opponent's bench	2-0	4-11
Opponent's bench outscores MN bench	2-0	4-12
Bench points are equal	—	0-0
Score 70 points or more	4-0	6-8
Score fewer than 70 points	—	2-15
Hold opponent to less than 70 points	2-0	6-4
Opponent scores 70 points or more	2-0	2-19
Score 80 points or more	4-0	3-1
Games decided by 1-5 points	—	3-7
Games decided by 6-10 points	1-0	1-6
Games decided by 11-15 points	1-0	1-5
Games decided by more than 15 points	2-0	3-5
November	4-0	5-2
December	—	1-5
January	—	0-9
February	—	2-4
March	—	0-3
On CBS, TruTV, TNT, TBS	—	0-0
On ESPN, ESPN2, ESPNU	—	2-4
On Big Ten Network	1-0	3-16
Other/Internet	3-0	3-3
Non-Televised	—	0-0
vs. ranked opponents	—	1-5
vs. unranked opponents	4-0	7-18
Miscellaneous Stats		
Current streak	W-4	L-4
Homecourt streak	W-4	L-1
Neutral streak	—	L-3
Road streak	—	L-9
Wearing White	2-0	4-7
Wearing Gold	2-0	3-6
Wearing Maroon	—	1-9
Wearing Black	—	0-1
Day Games	—	3-9
Night Games	4-0	5-13
Weekday Games	4-0	7-11
Weekend Games	—	1-11

2016-17 STARTING LINEUPS

Games	G	G	G/F	F	F/C	Record
1-4	Mason	McBrayer	Coffey	Murphy	Lynch	4-0

2016-17 MISCELLANEOUS STATISTICS

ATTENDANCE	G	TOTAL	AVERAGE	DOUBLE-FIGURE REBOUNDS	SEASON (CAREER)
Home	4	33,252	8,313	Jordan Murphy	2 (11)
Away	—			Reggie Lynch	1 (1)
Neutral	—			Bakary Konaté	(4)
Total	4	33,252	8,313		
				STARTS	SEASON (CAREER)
<b>DUNK -0- METER</b>				<b>SEASON (CAREER)</b>	
Jordan Murphy			8 (53)	Nate Mason	4 (37)
Amir Coffey			3 (3)	Jordan Murphy	4 (24)
Reggie Lynch			3 (3)	Dupree McBrayer	4 (18)
Bakary Konaté			2 (33)	Reggie Lynch	4 (4)
Dupree McBrayer			2 (4)	Amir Coffey	4 (4)
				Bakary Konaté	(26)
				Ahmad Gilbert	(6)
<b>DOUBLE-DOUBLES</b>				Stephon Sharp	(4)
Jordan Murphy			2 (11)	Gaston Diedhiou	(2)
Bakary Konaté			(2)		
				GAMES MISSED (INJURY/ILLNESS/OTHER)	SEASON (CAREER)
<b>DOUBLE-FIGURE SCORING</b>				<b>SEASON (CAREER)</b>	
Nate Mason			4 (41)	Darin Haugh	(6)
Dupree McBrayer			4 (9)	Ahmad Gilbert	(5)
Amir Coffey			4 (4)	Dupree McBrayer	(4)
Jordan Murphy			3 (23)	Nate Mason	(4)
Akeem Springs			2 (2)		
Reggie Lynch			2 (2)	<b>FOULED OUT</b>	
Eric Curry			1 (1)	Jordan Murphy	1 (6)
Bakary Konaté			(4)	Bakary Konaté	(1)
Stephon Sharp			(3)	Nate Mason	(1)
Ahmad Gilbert			(1)	Ahmad Gilbert	(1)
<b>20-POINT GAMES</b>				<b>SEASON (CAREER)</b>	
Amir Coffey			1 (1)		
Nate Mason			(3)		
Jordan Murphy			(2)		
<b>DOUBLE-FIGURE ASSISTS</b>				<b>SEASON (CAREER)</b>	
Nate Mason			(1)		

Largest Victory	24	vs. Mount St. Mary's (11/16/16)
Largest Defeat	—	—
Largest Halftime Lead	22	vs. UL-Lafayette (11/11/16)
Largest Halftime Deficit	6	vs. UT Arlington (11/14/16)
Most Points In First Half	48	vs. UL-Lafayette (11/11/16)
Most Points In Second Half	51	vs. St. John's (11/18/16)
Most Points Allowed In First Half	41	twice; last vs. St. John's (11/18/16)
Most Points Allowed In Second Half	55	vs. St. John's (11/18/16)
Best Field Goal Pct. In A Half	61.5	1st half vs. UL-Lafayette (11/11/16)
Largest Lead	27	twice; last vs. Mount St. Mary's (11/16/16)
Largest Lead On Road	—	—
Largest Lead - Neutral Site	—	—
Largest Blown Lead - Loss	—	—
Largest Deficit	13	vs. St. John's (11/18/16)
Largest Deficit At Home	13	vs. St. John's (11/18/16)

# THE LAST TIME...

RANKED IN A.P. TOP 25	Feb. 4, 2013 (No. 18)
RANKED IN USA TODAY TOP 25	Feb. 4, 2013 (No. 18)
DEFEATED AN A.P. NO. 1 TEAM	Feb. 27, 2013 (Minnesota 77, No. 1 Indiana 73)
DEFEATED AN A.P. TOP 5 TEAM	Feb. 27, 2013 (Minnesota 77, No. 1 Indiana 73)
DEFEATED AN A.P. TOP 10 TEAM	Feb. 18, 2016 (Minnesota 68, No. 6 Maryland 63)
DEFEATED AN A.P. TOP 25 TEAM	Feb. 18, 2016 (Minnesota 68, No. 6 Maryland 63)
DEFEATED A HIGHER RANKED TEAM ON THE ROAD <i>(when ranked)</i>	
	Feb. 12, 1994 (#23 Minnesota 109, #21 Wisconsin 78 in Madison, Wis.)
DEFEATED A RANKED TEAM ON THE ROAD <i>(when unranked)</i>	
	Feb. 26, 2015 (Minnesota 96, #25 Michigan State 90 in East Lansing, Mich.)
DEFEATED A HIGHER RANKED TEAM AT NEUTRAL SITE <i>(when ranked)</i>	
	Nov. 26, 2009 (#16 Minnesota 82, #10 Butler 73 in Anaheim, Calif.)
DEFEATED A RANKED TEAM AT NEUTRAL SITE <i>(when unranked)</i>	
	Mar. 22, 2013 (Minnesota 83, No. 24 UCLA 63 - NCAA)
SCORED 100 POINTS IN A GAME	Dec. 27, 2014 (Minnesota 108, UNCW 82)
ALLOWED 100 POINTS IN A GAME	Feb. 20, 1988 (Iowa 107, Minnesota 86)
HELD OPPONENT TO LESS THAN 50 POINTS - WIN	
	Jan. 31, 2015 (Minnesota 60, Nebraska 42)
HELD OPPONENT TO LESS THAN 50 POINTS - LOSS	
	Jan. 26, 2013 (Wisconsin 45, Minnesota 44)
HELD OPPONENT TO LESS THAN 40 POINTS	Nov. 9, 2012 (Minnesota 72, American 36)
HELD OPPONENT UNDER 20 POINTS IN A HALF	Feb. 12, 2015 (Iowa - 19 in 1st half)
HELD OPPONENT UNDER 15 POINTS IN A HALF	Mar. 2, 2013 (Penn State - 12 in 1st half)
DEFEATED A TEAM BY 30 POINTS	Dec. 19, 2014 (Minnesota 92, Seattle 57)
DEFEATED A TEAM BY 40 POINTS	Nov. 20, 2014 (Minnesota 109, Franklin Pierce 57)
SHOT 70 PERCENT FROM THE FIELD	Feb. 11, 1984 (.714, vs. Indiana - 30 of 42)
SHOT 60 PERCENT FROM THE FIELD	Dec. 8, 2014 (.600 vs. North Dakota - 36 of 60)
<b>MADE 10 THREE-POINTERS IN A GAME</b>	<b>Nov. 11, 2016 (10 of 25 vs. UL-Lafayette)</b>
HAD 50 REBOUNDS IN A GAME	Dec. 5, 2015 (50 vs. South Dakota)
HAD 30 ASSISTS IN A GAME	Dec. 2, 1991 (30 vs. Youngstown State)
HAD 25 ASSISTS IN A GAME	Dec. 27, 2014 (25 vs. UNCW)
HAD 15 STEALS IN A GAME	Feb. 7, 2015 (17 vs. Purdue)
HAD 10 STEALS IN A GAME	Mar. 11, 2015 (10 vs. Rutgers - BTT)
<b>BLOCKED 10 SHOTS IN A GAME</b>	<b>Nov. 18, 2016 (11 vs. St. John's)</b>
COMMITTED FEWER THAN 5 TURNOVERS	Jan. 30, 2016 (4 at Indiana)
FORCED 30 TURNOVERS	Dec. 28, 2007 (30 vs. Nicholls State)
FORCED 25 TURNOVERS	Dec. 8, 2014 (25 vs. North Dakota)
<b>HAD SIX PLAYERS SCORE IN DOUBLE FIGURES</b>	<b>Nov. 14, 2016 vs. UT Arlington</b>
	<b>(Reggie Lynch-14, Dupree McBrayer-13, Nate Mason-13, Eric Curry-12, Jordan Murphy-11, Amir Coffey-10)</b>
TWO PLAYERS WITH DOUBLE-DOUBLES IN THE SAME GAME	
	Dec. 5, 2015 (Jordan Murphy - 19 points, 17 rebounds; Joey King - 17 points, 10 rebounds vs. South Dakota)
WON A GAME WITH THE LAST SHOT	
	Feb. 6, 2010 (Lawrence Westbrook jumper as time expired at Penn State)

## OVERTIME

PLAYED AN OVERTIME GAME	Jan. 23, 2016 (Illinois 76, Minnesota 71 OT)
PLAYED A DOUBLE OVERTIME GAME	Dec. 5, 2015 (South Dakota 85, Minnesota 81 2OT)
PLAYED A TRIPLE OVERTIME GAME	Feb. 5, 2014 (Purdue 77, Minnesota 74 3OT)
WON AN OVERTIME GAME	Feb. 26, 2015 (Minnesota 96, Michigan State 90 OT)
LOST AN OVERTIME GAME	Jan. 23, 2016 (Illinois 76, Minnesota 71 OT)

## MINNESOTA INDIVIDUAL RECORDS

TRIPLE-DOUBLE	Mychal Thompson (34 pts, 12 reb, 12 blocks vs. Ohio State), 1/26/1976
DOUBLE-DOUBLE (PTS-AST)	Nate Mason (15 pts., 12 ast., vs. Purdue), 1/27/2015
<b>DOUBLE-DOUBLE (PTS-RBS)</b>	
	<b>Jordan Murphy (18 pts., 12 rbs., vs. Mount St. Mary's), 11/16/2016</b>
40 OR MORE POINTS IN A GAME	Andre Hollins (41 vs. Memphis), 11/23/2012
35 POINTS IN A GAME	Andre Hollins (41 vs. Memphis), 11/23/2012
<b>30 POINTS IN A GAME</b>	<b>Amir Coffey (30 vs. St. John's), 11/18/2016</b>
25 POINTS IN A GAME	Nate Mason (25 at Michigan), 1/20/2016
25 POINTS IN A HALF	Vincent Grier (25 in 2nd half vs. Wisconsin), 1/26/2005
20 POINTS IN A HALF	Joe Coleman (24 in 2nd half at Illinois), 1/09/2013
20 REBOUNDS IN A GAME	Richard Coffey (20 vs. Grambling State), 12/30/1987
15 REBOUNDS IN A GAME	Jordan Murphy (18 vs. Chicago State), 11/16/2015
15 ASSISTS IN A GAME	Arriel McDonald (16 vs. Wisconsin), 1/12/1994
10 ASSISTS IN A GAME	Nate Mason (12 vs. Purdue), 1/27/2015
FIVE THREE-POINTERS IN A GAME	Joey King and Nate Mason (5 vs. Illinois), 1/23/2016
15 FREE THROWS MADE IN A GAME	Trevor Mbakwe (16 vs. Fairfield), 11/17/2011
<b>10 FREE THROWS MADE IN A GAME</b>	<b>Amir Coffey (11 vs. St. John's), 11/18/2016</b>
FIVE STEALS IN A GAME	Carlos Morris (5 vs. Purdue), 2/7/2015
<b>FIVE BLOCKS IN A GAME</b>	<b>Reggie Lynch (9 vs. St. John's), 11/18/2016</b>
10 BLOCKS IN A GAME	Joel Przybilla (10 at Fresno State), 12/4/1998
20 POINTS AND 10 ASSISTS IN A GAME	
	Lawrence McKenzie (22 points, 10 assists vs. Ohio State), 2/18/2007
20 POINTS AND 10 REBOUNDS IN A GAME	
	Jordan Murphy (22 pts., 10 rbs., at Illinois), 2/28/2016
CONSECUTIVE 30-POINT GAMES	
	Vincent Grier (32 vs. Wisconsin; 32 vs. Northwestern), 2/5-9/2005
CONSECUTIVE 20-POINT GAMES	
	Joey King (22 vs. UMKC; 20 vs. ULM), 11/13-15/2015
THREE STRAIGHT 20-POINT GAMES	
	Andre Hollins (31 vs. Rutgers; 21 at Nebraska; 28 vs. Illinois), 1/17-24/2015
FOUR STRAIGHT 20-POINT GAMES	
	Rodney Williams (20 vs. Michigan - BTT; 21 at La Salle - NIT; 21 at Miami - NIT; 24 at Middle Tennessee State - NIT), 3/9-21/2012
SIX STRAIGHT DOUBLE FIGURE REBOUND GAMES	
	Trevor Mbakwe (12 vs. Michigan State; 11 vs. Northwestern; 11 at Illinois; 10 at Indiana; 10 vs. Michigan; 16 at Northwestern), 12/31-1/23/2013
SEVEN STRAIGHT DOUBLE FIGURE REBOUND GAMES	
	Trevor Mbakwe (12 vs. Michigan State; 11 vs. Northwestern; 11 at Illinois; 10 at Indiana; 10 vs. Michigan; 16 at Northwestern; 10 at Wisconsin), 12/31-1/27/2013

## OPPONENT INDIVIDUAL RECORDS

<b>DOUBLE-DOUBLE</b>	<b>Bashir Ahmed, St. John's (15 pts, 10 rbs), 11/18/2016</b>
40 OR MORE POINTS IN A GAME	Dennis Scott, Georgia Tech (40), 3/25/1990
<b>30 POINTS IN A GAME</b>	<b>Marcus Lovett, St. John's (31), 11/18/2016</b>
<b>25 POINTS IN A GAME</b>	<b>Marcus Lovett, St. John's (31), 11/18/2016</b>
20 REBOUNDS IN A GAME	Greg Brunner, Iowa (23), 1/18/2006
15 REBOUNDS IN A GAME	Jarrod Uthoff, Iowa (15), 2/14/2016
15 ASSISTS IN A GAME	B.J. Armstrong, Iowa (15), 2/18/1989
10 ASSISTS IN A GAME	Bryant McIntosh, Northwestern (11), 1/9/2016
<b>FIVE THREE-POINTERS IN A GAME</b>	<b>Marcus Lovett, St. John's (5), 11/18/2016</b>
10 FREE THROWS MADE IN A GAME	Malcolm Hill, Illinois (13), 1/23/2016
FIVE STEALS IN A GAME	Corey Sanders, Rutgers (6), 3/5/2016
FIVE BLOCKS IN A GAME	Damonte Dodd, Maryland (6), 2/18/2016
20 POINTS AND 10 REBOUNDS IN A GAME	
	Jarrod Uthoff, Iowa (24 pts, 15 rbs), 2/14/2016



GAME 1: MINNESOTA 86, UL-LAFAYETTE 74  
NOVEMBER 11, 2016 — WILLIAMS ARENA

La.-Lafayette 1-0														
No	Name		Total FG FGA	3-Pt FG FGA	FT FTA	Rebounds OF DF TOT		PF	TP	A	TO	BLK	S	MIN
32	Washington, Bryce	f	5 11	0 0	6 7	5	5 10	3	16	0	2	1	1	29
33	Stalcup, Larenz	c	2 7	0 0	2 2	1	3 4	2	6	0	3	0	0	13
22	Stove, Johnathan	g	2 9	0 0	0 0	2	5 7	5	4	3	1	0	1	17
04	Bartley, Frank	g	0 4	0 2	2 4	1	2 3	2	2	3	2	0	2	31
01	Wright, Jay	g	1 10	1 4	3 4	0	3 3	0	6	2	1	0	2	31
11	Davis, Jerekius		1 2	0 1	1 4	4	1 5	5	3	1	2	1	1	16
03	Miller, Justin		7 14	2 6	5 5	0	1 1	5	21	0	1	0	2	22
15	Hardy, PJ		1 4	1 2	0 0	0	0 0	0	2	3	0	2	0	16
05	Evans, Kadavion		3 7	3 5	2 2	0	0 0	0	11	1	0	0	1	14
55	Plaisance, Scott		0 1	0 1	2 2	1	0 1	1	0	2	0	0	0	6
25	Brown, Roydell		0 0	0 0	0 0	0	0 0	0	1	0	0	0	0	4
13	Broussard, Jacob		0 0	0 0	0 0	0	0 0	0	0	0	0	0	0	1
Team						6	2 8	0	0		1			
Totals			22 69	7 21	23 30	20	22 42	25 74	0	10 15	2 11			200
Total FG%		1st Half: 6-26 (23.1)	2nd: 16-43 (37.2)				Game: 22-69 (31.9)		Deadball					
3 PT FG%		1st Half: 2-11 (18.2)	2nd: 5-10 (50.0)				Game: 7-21 (33.3)		Rebounds					
FT%		1st Half: 12-12 (100.0)	2nd: 11-18 (61.1)				Game: 23-30 (76.7)		3					

Minnesota 1-0																		
No	Name	Total FG	FGA	3-Pt FG	FGA	FT	FTA	Rebounds OF	DF	TOT	PF	TP	A	TO	BLK	S	MIN	
05	Coffey, Amir	g	3	5	2	3	5	8	1	2	3	4	13	3	4	0	1	27
03	Murphy, Jordan	f	3	7	0	1	0	0	2	2	4	4	6	1	1	1	1	18
22	Lynch, Reggie	c	4	6	0	0	2	4	4	4	8	4	10	0	0	2	0	19
01	McBrayer, Dupree	g	6	9	3	5	0	2	0	2	2	1	15	0	3	0	1	29
02	Mason, Nate	g	4	10	2	6	5	6	0	4	4	2	15	7	4	0	2	31
24	Curry, Eric		3	3	0	0	3	4	1	7	8	2	9	3	1	1	1	27
00	Springs, Akeem		3	10	3	8	2	2	0	2	2	1	11	2	2	0	0	23
42	Hurt, Michael		0	2	0	2	2	0	1	1	2	1	2	1	1	0	0	12
21	Konate, Bakary		1	1	0	0	0	0	0	2	2	3	2	0	1	1	0	7
32	Gilbert, Ahmad		0	0	0	0	0	0	0	1	1	2	0	0	1	0	0	3
15	Sharp, Stephon		0	0	0	0	2	2	0	0	0	1	2	0	0	0	0	2
04	Rudrud, Brady		0	0	0	0	1	2	0	1	1	0	1	0	0	0	0	1
10	Haugh, Darin		0	0	0	0	0	0	0	0	0	0	0	0	1	0	0	1
Team									0	3	3		0		0			
Totals			27	53	10	25	22	32	8	31	39	26	86	17	19	5	6	200
Total FG%		1st Half: 16-26 (61.5)				2nd: 11-27 (40.7)				Game: 27-53 (50.9)				Deadball				
3 PT FG%		1st Half: 7-13 (53.8)				2nd: 3-12 (25.0)				Game: 10-25 (40.0)				Rebounds				
FT%		1st Half: 9-13 (69.2)				2nd: 13-19 (68.4)				Game: 22-32 (68.8)				6				

Officials: Chris Beaver, Paul Szels, Edwin Young III  
Technicals: La.-Lafayette-Bench Minnesota -None  
Attendance: 8,453

Scoring By Periods	1	2	Total
La.-Lafayette	26	48	74
Minnesota	48	38	86

GAME 3: MINNESOTA 80, MOUNT ST. MARY'S 56  
NOVEMBER 16, 2016 — WILLIAMS ARENA

Mount St. Mary's 0-3															
No	Name	Total FG FGA	3-Pt FG FGA	FT FTA	Rebounds			PF	TP	A	TO	BLK	S	MIN	
					OF	DF	TOT								
01	Sallah, Mawdo	f	0 6	0 0	0 0	0	2	2	3	0	1	0	0	0	14
05	Wray, Chris	f	1 1	0 0	1 4	2	1	3	2	3	1	1	1	0	13
23	Alexander, Greg	g	3 8	3 8	0 0	0	4	4	2	9	1	1	0	0	28
55	Long, Elijah	g	5 13	0 2	1 4	1	4	5	1	11	2	3	1	2	30
00	Robinson, Junior	g	6 14	2 7	2 2	0	1	1	2	16	3	2	0	0	33
11	Miller, Will	1	7 1	1 7	0 0	0	2	2	0	3	0	0	0	1	32
10	Wilson, Miles	1	6 0	2 1	2 0	3 3	3	3	3	0	1	0	0	0	20
54	Gomes, Ryan	3	6 0	0 0	0 0	1 2	2	3	3	6	0	2	0	1	14
04	Nwandu, Khalid	0	0 0	0 0	0 0	1 0	0	1	1	0	1	0	0	0	8
21	Miller, Randy	2	2 2	1 1	0 0	0 0	0	0	1	5	0	1	0	0	7
25	Thurston, Bryce	0	0 0	0 0	0 0	0 0	0	0	0	0	0	0	0	0	1
Team						1	0	1		0		0			
Totals			22 63	7 27	5 12	6	19	25	18 56	9 11	2 4	2	4	200	
Total FG%		1st Half: 12-35 (34.3)		2nd: 10-28 (35.7)						Game: 22-63 (34.9)		Deadball			
3 PT FG%		1st Half: 5-19 (26.3)		2nd: 2-8 (25.0)						Game: 7-27 (25.9)		Rebounds			
FT%		1st Half: 0-0 (0.0)		2nd: 5-12 (41.7)						Game: 5-12 (41.7)		4			

Minnesota 3-0																		
No	Name	Total FG FGA		3-Pt FG FGA		FT FTA		Rebounds OF DF TOT			PF	TP	A	TO	BLK	S	MIN	
05	Coffey, Amir	g	4	10	0	3	2	2	1	3	4	2	10	3	1	0	0	28
03	Murphy, Jordan	f	8	9	0	0	2	7	3	9	12	2	18	2	1	2	1	31
22	Lynch, Reggie	c	0	2	0	0	6	8	0	6	6	4	6	5	2	1	0	19
01	McBrayer, Dupree	g	5	5	1	1	2	2	0	0	0	0	13	3	1	0	1	28
02	Mason, Nate	g	6	11	1	3	0	0	0	4	4	2	13	3	4	0	1	28
00	Springs, Akeem		4	7	2	5	0	0	0	6	6	0	10	1	1	0	0	16
24	Curry, Eric		2	4	0	0	2	4	3	5	8	3	6	1	2	1	0	19
21	Konate, Bakary		1	1	0	0	0	0	0	1	1	3	2	0	2	1	0	5
42	Hurt, Michael		0	2	0	2	0	0	0	0	0	1	0	0	1	0	0	12
32	Gilbert, Ahmad		0	2	0	1	0	0	0	2	2	0	0	0	0	0	0	4
15	Sharp, Stephon		0	0	0	0	0	0	0	0	0	0	0	0	1	0	0	3
04	Rudrud, Brady		0	0	0	0	0	0	0	0	0	0	0	0	0	0	0	3
41	Diedhiou, Gaston		1	1	0	0	0	0	0	0	0	0	2	0	0	0	0	3
10	Haugh, Darin		0	0	0	0	0	0	0	0	0	0	0	1	0	0	0	1
Team									1	2	3	0			0			
Totals			31	54	4	15	14	23	8	38	46	17	80	19	16	5	3	200
Total FG%		1st Half: 12-22 (54.5)				2nd: 19-32 (59.4)				Game: 31-54 (57.4)				Deadball				
3 PT FG%		1st Half: 1-7 (14.3)				2nd: 3-8 (37.5)				Game: 4-15 (26.7)				Rebounds				
FT%		1st Half: 12-19 (63.2)				2nd: 2-4 (50.0)				Game: 14-23 (60.9)				5				


Officials: Donnie Eppley, Rob Riley, Brian Dorsey  
Technicals: Mount St. Mary's -None Minnesota-Konate  
Attendance: 7,940

Scoring By Periods	1	2	Total
Mount St. Mary's	29	27	56
Minnesota	37	43	80

GAME 2: MINNESOTA 84, UT ARLINGTON 67  
NOVEMBER 14, 2016 — WILLIAMS ARENA

UT Arlington 1-1														
No	Name		Total FG FGA	3-Pt FG FGA	FT FTA	Rebounds OF DF TOT		PF	TP	A	TO	BLK	S	MIN
10	Jones, Jalen	g	7 11	1 2	2 3	0	1 1	3	17	1	0	0	0	27
34	Pope, Faith	f	2 6	1 3	2 3	1	2 3	1	7	1	2	3	1	22
45	Bilbao, Jorge	f	0 2	0 1	2 4	2	2 4	5	2	1	3	0	0	17
04	Charles, Drew	g	3 8	3 5	0 2	0	1 1	1	4	9	0	0	0	17
01	Neal, Erick	g	4 14	4 11	0 2	0	4 4	3	12	5	3	0	0	35
22	Kabadyundi, Link		0 1	0 0	0 0	0	1 3	4	2	0	0	2	0	6
25	Hervey, Kevin		1 6	0 2	6 6	1	5 6	2	8	1	2	0	0	23
05	Wilson, Kaelon		2 3	1 1	1 2	1	2 3	1	6	0	1	0	2	20
02	Bryant, Dj		1 1	0 0	0 0	0	0 0	0	4	2	0	1	0	5
03	Hawkins, Nathan		0 2	0 1	0 0	0	2 2	2	0	3	1	0	0	16
20	Harris, Julian		2 2	0 0	0 0	0	0 0	0	2	4	0	0	0	10
13	Kiris, Erkam		0 0	0 0	0 0	0	1 1	0	0	0	0	0	0	2
Team						1	2 3	0			0			
Totals			22 56	10 26	13 22	7	25 32	29	67	12	15	3 3	200	
Total FG%			1st Half: 13-29 (44.8)				2nd: 9-27 (33.3)		Game: 22-56 (39.3)				Deadball	
3 PT FG%			1st Half: 9-18 (50.0)				2nd: 1-8 (12.5)		Game: 10-26 (38.5)				Rebounds	
FT%			1st Half: 6-9 (66.7)				2nd: 7-13 (53.8)		Game: 13-22 (59.1)				4	

Minnesota 2-0													
No Name		Total FG FGA	3-Pt FG FGA	FT FTA	Rebounds OF DF TOT		PF TP	A	TO	BLK	S	MIN	
05	Coffey, Amir	g 3 11	0 4	4 6	1 3	4	3 10	0	1	0	2	26	
03	Murphy, Jordan	f 2 9	0 1	7 8	6 6	12	2 11	0	1	2	0	35	
22	Lynch, Reggie	c 5 6	0 0	4 4	3 2	5	3 14	0	2	3	0	16	
01	McBrayer, Dupree	g 5 9	0 4	3 6	0 3	3	3 13	4	0	1	2	32	
02	Mason, Nate	g 4 12	2 7	3 6	2 5	7	2 13	7	2	0	1	37	
00	Springs, Akeem	0 4 0	0 3	3 4	1 3	4	2 3	1	1	0	1	16	
24	Curry, Eric	3 5 0	1 6	6 6	2 5	7	2 12	1	1	0	1	27	
32	Gilbert, Ahmad	2 3 1	2 0	0 0	0 2	2	1 5	0	0	0	0	6	
21	Konate, Bakary	0 0 0	0 0	0 0	0 0	0	0 0	0	0	0	0	04	
15	Sharp, Stephon	0 0 0	0 0	0 0	0 0	0	1 0	0	0	0	0	1	
10	Haugh, Darin	0 0 0	0 0	0 0	0 1	1	0 0	1	0	0	0	0	
42	Hurt, Michael	0 0 0	0 0	0 0	0 0	0	0 0	0	0	0	0	1	
41	Diedhiou, Gaston	0 0 0	0 0	0 0	0 0	0	0 0	0	0	0	0	1	
04	Rudrud, Brady	1 1 1	1 0	0 0	0 0	0	0 3	0	0	0	0	1	
Team					0 2	2	0	0	0				
Totals			25 60	4 23	30 40		15 32 47	19 84	14 8	6 7	7	200	
Total FG %		1st Half: 9-30 (30.0)		2nd: 16-30 (53.3)				Game: 25-60 (41.7)		Deadball			
3 PT FG %		1st Half: 2-12 (16.7)		2nd: 2-11 (18.2)				Game: 4-23 (17.4)		Rebounds			
FT %		1st Half: 15-19 (78.9)		2nd: 15-21 (71.4)				Game: 4-20 (75.0)		5			



akeem  
SPRINGS

0

GUARD  
graduate student

height: 6-4  
weight: 220

Waukegan, Ill.

High School  
Waukegan

Last School  
Milwaukee

G

STATS ▼

#### MILESTONES

- Named a team captain for the 2016-17 season

#### 2016-17 | REDSHIRT SENIOR SEASON:

Made Gopher debut with 11 points, two rebounds and two assists vs. UL Lafayette (11/11) • recorded four rebounds, three points, one assist and a steal vs. UT Arlington (11/14) • scored 10 points, six rebounds and an assist vs. Mount St. Mary's (11/16).

#### 2013-16 | SOPHOMORE-REDSHIRT JUNIOR SEASONS (AT MILWAUKEE)

See [GopherSports.com](http://GopherSports.com) for full bio.

#### 2012-13 | FRESHMAN SEASON (AT NORTHERN ILLINOIS)

See [GopherSports.com](http://GopherSports.com) for full bio.

#### HIGH SCHOOL:

Named to the 2012 Illinois Basketball Coaches Association 3A/4A All-State Third Team ... helped Waukegan Township reach the state finals in 2009 and 2010, a first for the Bulldogs since 1975 ... averaged 16.7 ppg and 8.4 rpg as a senior ... during his junior campaign, put up 22 points and seven boards per contest.

#### PERSONAL:

Son of Dwayne Springs and Areka Watkins ... earned his bachelors degree in communications at Milwaukee.

#### CAREER HIGHS

##### Minutes

43 vs. South Dakota (12/17/15)\*

##### Points

33 at Youngstown State (1/7/16)\*

##### FG Attempts

20 at Auburn (11/14/14)\*

##### FG Made

14 at Youngstown State (1/7/16)\*

##### FT Attempts

12 vs. Detroit (1/31/15)\*

##### FT Made

9 vs. Detroit (1/31/15)\*

##### 3-Point FG Attempts

9 vs. Judson (11/18/12)^

##### 3-Point FG Made

4 - twice; last at Youngstown State (1/7/16)\*

##### Rebounds

13 vs. Wright State (1/20/15)\*

##### Assists

5 vs. Oakland (2/10/15)\*

##### Steals

3 vs. Valparaiso (2/26/16)\*

##### Blocks

1 - nine times; last at Oakland (2/11/16)\*

\* - at Milwaukee

^ - at Northern Illinois

#### 2016-17 GAME-BY-GAME

Opponent (Date)	Start	Min	Fg-Fa	3g-3a	Ft-Fta	O-D/T	PF	A	TO	Blk	Stl	Pts
UL-Lafayette (11/11)	N	23	3-10	3-8	2-2	0-2/2	1	2	2	0	0	11
UT Arlington (11/14)	N	16	0-4	0-3	3-4	1-3/4	2	1	1	0	1	3
Mount St. Mary's (11/16)	N	16	4-7	2-5	0-0	0-6/6	0	1	1	0	0	10
St. John's (11/18)	N	10	1-6	1-4	0-0	2-1/3	0	1	0	0	0	3

Season	Gp	Gs	Min	Avg	3-POINT				REBOUNDS				Asst	TO	Blk	ST	Pf/Dq	Pts	Avg
					Fg-Fga	Pct	Fg-Fga	Pct.	Ft-Fta	Pct.	O-D/Tot	Avg							
2012-13	18	8	356	19.8	51-154	.331	20-80	.250	17-20	.850	13-40/53	2.9	14	26	2	12	24/0	139	7.7
2014-15	28	22	868	31.0	100-246	.407	24-84	.286	65-92	.707	36-100/136	4.9	48	53	3	17	43/0	289	10.3
2015-16	32	32	1022	31.9	154-314	.490	39-111	.351	76-107	.710	33-137/170	5.3	54	46	2	27	65/0	423	13.2
2016-17	4	0	65	16.2	8-27	.296	6-20	.300	5-6	.833	3-12/15	3.8	5	4	0	1	3/0	27	6.8
Career	86	62	2311	26.9	313-741	.422	89-295	.301	163-225	.724	85-289/374	4.3	121	129	7	57	135/0	878	10.2



dupree  
**McBRAYER**

1

**GUARD**  
sophomore

height: 6-5  
weight: 190

Queens, N.Y.

High School  
Sunrise Christian  
Academy

G

**STATS ▼**

#### 2016-17 | SOPHOMORE SEASON:

Tied for team high with 15 points and added two rebounds and a steal vs. UL-Lafayette (11/11) • scored 13 points with four assists, three rebounds, two steals and a block vs. UT Arlington (11/14) • did not miss in a 13-point outing with three assists and a steal vs. Mount St. Mary's (11/16) • scored new career high with 18 points, adding five rebounds and five assists vs. St. John's (11/18).

#### 2015-16 | FRESHMAN SEASON:

Made collegiate debut vs. UMKC, scoring three points, three rebounds and two assists (11/13) • scored two points with two assists, one rebound and a block vs. Temple (11/19) • tallied two assists vs. Missouri State (11/20) • registered six points, three rebounds, two assists and a steal vs. Texas Tech (11/22) • scored four points and four assists with two steals vs. Omaha (11/27) • started and grabbed five rebounds with two points, two assists and a steal vs. Clemson (11/30) • scored 13 points, three rebounds, two steals and an assist vs. SDSU (12/8) • scored eight points, two rebounds, one assist and a steal vs. Oklahoma State (12/12) • posted four points, two steals, one block, one assist and a rebound vs. Chicago State (12/16) • scored six points, four assists and a rebound vs. Milwaukee (12/23) • contributed three points, two rebounds and two assists at Ohio State (12/30) • scored four points, two steals and two assists at Penn State (1/5) • scored eight points with four rebounds and two assists vs. Northwestern (1/9) • posted six points, two assists, one steal and one rebound at Nebraska (1/12) • scored nine points, three rebounds, three assists and three steals vs. Indiana (1/16) • scored nine points, four rebounds and two assists at Michigan (1/20) • dished eight assists and added five rebounds and two points with a steal vs. Illinois (1/23) • scored 13 points, five assists, two steals and two rebounds vs. Purdue (1/27) • recorded eight points, five assists, four rebounds and two steals at Indiana (1/30) • scored 11 points, five rebounds and an assist vs. Michigan (2/10) • posted 12 points, two rebounds, one block, one steal and an assist at Iowa (2/14) • recorded nine points, four steals, four assists and two rebounds in win over Maryland (2/18) • scored 14 points, seven assists, six rebounds, one block and a steal vs. Rutgers (2/23) • was suspended for the final four games of the season after a violation of team rules.

#### HIGH SCHOOL:

Spent one season at Sunrise Christian Academy prep school • as a member of the New Heights AAU team, contributed 13.5 points and a team-high 3.5 assists and 0.9 steals per game • during final high school season, helped the Patrick School repeat as Union County Tournament champion and averaged 10.5 points per game for the Celtics.

#### PERSONAL:

Parents are Tayra McFarlane and Maurice McBrayer • has two brothers, Malik and Antoine • lists scoring 51 points in an all-star game during prep career as his basketball highlight • hobbies include playing video games, shopping and playing soccer • major is undecided.

#### CAREER HIGHS

##### Minutes

36 - twice; last vs. Rutgers (2/23/16)

##### Points

18 vs. St. John's (11/18/16)

##### FG Attempts

12 - twice; last vs. St. John's

(11/18/16)

##### FG Made

6 - twice; last vs. St. John's (11/18/16)

##### FT Attempts

10 vs. South Dakota State (12/8/15)

##### FT Made

9 vs. South Dakota State (12/8/15)

##### 3-Point FG Attempts

5 - twice; last vs. UL-Lafayette (11/11/16)

##### 3-Point FG Made

3 - twice; last vs. UL-Lafayette (11/11/16)

##### Rebounds

6 vs. Rutgers (2/23/16)

##### Assists

8 vs. Illinois (1/23/16)

##### Steals

4 vs. Maryland (2/18/16)

##### Blocks

1 - four times; last vs. UT Arlington (11/14/16)

#### 2016-17 GAME-BY-GAME


Opponent (Date)	Start	Min	Fg-Fa	3g-3a	Ft-Fta	O-D/T	PF	A	TO	Blk	Stl	Pts
UL-Lafayette (11/11)	Y	29	6-9	3-5	0-2	0-0/2	1	0	3	0	1	15
UT Arlington (11/14)	Y	32	5-9	0-4	3-6	0-3/3	3	4	0	1	2	13
Mount St. Mary's (11/16)	Y	28	5-5	1-1	2-2	0-0/0	0	3	1	0	1	13
St. John's (11/18)	Y	35	6-12	2-2	4-5	1-4/5	1	5	1	0	0	18

#### 2015-16 GAME-BY-GAME

Opponent (Date)	Start	Min	Fg-Fa	3g-3a	Ft-Fta	O-D/T	PF	A	TO	Blk	Stl	Pts
UMKC (11/13)	N	20	0-7	0-2	3-4	0-3/3	2	2	1	0	0	3
ULM (11/15)	N	7	0-2	0-1	0-0	0-0/0	2	0	1	0	0	0
Temple (11/19)	N	16	0-1	0-1	2-4	0-1/1	3	2	1	1	0	2
Missouri State (11/20)	N	5	0-2	0-0	0-0	0-0/0	1	2	0	0	0	0
Texas Tech (11/22)	N	19	2-5	0-2	2-3	0-3/3	3	2	1	0	1	6
Omaha (11/27)	N	20	1-4	1-2	1-4	0-0/0	0	4	0	0	2	4
Clemson (11/30)	Y	18	0-4	0-2	2-2	1-4/5	1	2	1	0	1	2
South Dakota (12/5)	N	12	0-2	0-2	0-0	0-0/0	1	0	0	0	0	0
South Dakota St. (12/8)	N	28	2-7	0-2	9-10	1-2/3	3	1	1	0	2	13
Oklahoma State (12/12)	Y	28	1-5	0-3	6-8	0-2/2	2	1	1	0	1	8
Chicago State (12/16)	Y	21	1-4	1-4	1-2	0-1/1	1	1	1	1	2	4
Milwaukee (12/23)	N	19	3-7	0-1	0-1	0-1/1	3	4	1	0	0	6
Ohio State (12/30)	N	18	1-4	0-2	1-3	0-2/2	1	2	0	0	0	3
Michigan State (1/2)	N	16	0-3	0-1	0-0	0-0/0	1	2	0	0	0	0
Penn State (1/5)	N	18	1-4	1-1	1-2	0-0/0	1	2	2	0	2	4
Northwestern (1/9)	N	21	2-4	0-0	4-6	0-4/4	1	2	3	0	0	8
Nebraska (1/12)	Y	19	3-4	0-1	0-0	0-1/1	4	2	2	0	1	6
Indiana (1/16)	Y	28	1-3	1-1	6-9	0-3/3	3	3	2	0	3	9
Michigan (1/20)	Y	26	3-6	1-3	2-4	1-3/4	3	2	0	0	0	9
Illinois (1/23)	Y	32	1-7	0-4	0-2	0-5/5	3	8	3	0	1	2
Purdue (1/27)	Y	35	5-7	0-1	3-5	0-2/2	4	5	2	0	2	13
Indiana (1/30)	Y	36	3-12	1-2	1-3	0-4/4	0	5	0	0	2	8
Northwestern (2/4)	Y	31	0-2	0-0	3-4	0-3/3	2	1	4	0	1	3
Michigan (2/10)	Y	26	3-5	0-1	5-7	0-5/5	0	1	2	0	0	11
Iowa (2/14)	Y	31	3-7	2-2	4-6	1-1/2	1	1	0	1	1	12
Maryland (2/18)	Y	27	4-8	1-2	0-0	1-1/2	4	4	1	0	4	9
Rutgers (2/23)	Y	36	4-9	3-5	3-6	2-4/6	0	7	2	1	1	14
Illinois (2/28)	DNP (Suspension - Violation of Team Rules)											
Wisconsin (3/2)	DNP (Suspension - Violation of Team Rules)											
Rutgers (3/5)	DNP (Suspension - Violation of Team Rules)											
Illinois (3/9 - BTT)	DNP (Suspension - Violation of Team Rules)											
Totals		27-14	613	44-135	12-48	59-95	7-55/62	50	68	32	4	27 159

Season	Gp	Gs	Min	Avg	3-POINT			REBOUNDS			Asst	TO	Blk	ST	Pf/Dq	Pts	Avg		
					Fg-Fga	Pct	Fg-Fga	Pct.	Ft-Fta	Pct.								O-D/Tot	Avg
2015-16	27	14	613	22.7	44-135	.326	12-48	.250	59-95	.621	7-55/62	2.3	68	32	4	27	50/0	159	5.9
2016-17	4	4	124	31.0	22-35	.629	6-12	.500	9-15	.600	1-9/10	2.5	12	5	1	4	5/0	59	14.8
Career	31	18	737	23.8	66-170	.388	18-60	.300	68-110	.618	8-64/72	2.3	80	37	5	31	55/0	218	7.0





nate  
**MASON**

2

**GUARD**  
junior

height: 6-2  
weight: 190

Decatur, Ga.

High School  
Arlington Country  
Day

G

**STATS ▼**

#### MILESTONES

- Named a team captain for the 2016-17 season
- Scored his 700th career point vs. UL-Lafayette (11/11/16)

#### 2016-17 | JUNIOR SEASON:

Tied for team high with 15 points adding seven assists, four rebounds and two steals vs. UL-Lafayette (11/11) • tallied 13 points, career-high seven rebounds, seven assists and a steal vs. UT Arlington (11/14) • scored 13 points with four rebounds, three assists and a steal vs. Mount St. Mary's (11/16) • scored 13 points, seven assists, five rebounds and two steals vs. St. John's (11/18)

#### 2015-16 | SOPHOMORE SEASON:

Scored 11 points, seven assists, three rebounds, two steals and a block in win vs. UMKC (11/13) • scored 12 points, four rebounds, four assists and a steal against ULM (11/15) • poured in career-high 20 points with five assists and two rebounds vs. Temple (11/19) • scored nine points, four assists and three rebounds vs. Missouri State (11/20) • posted six points and a steal vs. Texas Tech (11/22) • contributed 16 points, eight assists, three rebounds and one steal vs. Omaha (11/27) • scored 17 points, eight assists and two rebounds in win over Clemson (11/30) • contributed 11 points, three rebounds and two steals in career-high 42 minutes vs. South Dakota (12/5) • scored 18 points, five assists, two steals and two rebounds vs. SDSU (12/8) • scored team-high 14 points with three assists and two steals vs. Oklahoma State (12/12) • contributed 10 points, seven assists, two rebounds and two steals vs. Chicago State (12/16) • scored 10 points, five rebounds and an assist at Ohio State (12/30) • led team with 16 points and added six rebounds and three assists vs. Michigan State (1/2) • scored 19 points, three rebounds, three assists and two steals at Penn State (1/5) • led the team with 13 points and six assists with one rebound vs. Northwestern (1/9) • scored eight points at Nebraska (1/12) • posted five points, five assists and two rebounds vs. Indiana (1/16) • scored career- and game-high 25 points with five assists, three rebounds and a steal at Michigan (1/20) • posted 19 points, seven assists, five rebounds and one steal vs. Illinois (1/23) • earned first career double-double with 15 points and career-best 12 assists, adding three rebounds vs. Purdue (1/27) • led team with 21 points and added five rebounds, five assists and two steals at Indiana (1/30) • scored team-high 19 points and five assists with four rebounds and two steals vs. Michigan (2/10) • led the team with 14 points and six assists, adding three rebounds and a steal at Iowa (2/14) • scored team-high 18 points with six rebounds, six assists and two steals in win over Maryland (2/18) • posted 13 points, two rebounds and two assists vs. Rutgers (2/23) • was suspended for the final four games of the season after a violation of team rules.

#### PERSONAL:

Son of Tonya and Nate Mason • born Jul. 25, 1995 • has one younger sister, Taylor • most memorable sports thrill is hitting a half-court, game-winning shot • major is undecided.

*Full bio available on GopherSports.com*

**FULL CAREER GAME-BY-GAME STATS ON PAGE 21**

#### CAREER HIGHS

##### Minutes

42 - twice; last vs. Illinois (1/23/16)

##### Points

25 at Michigan (1/20/16)

##### FG Attempts

21 at Indiana (1/30/16)

##### FG Made

9 at Michigan (1/20/16)

##### FT Attempts

12 vs. Temple (11/19/15)

##### FT Made

11 vs. Temple (11/19/15)

##### 3-Point FG Attempts

10 vs. Illinois (1/23/16)

##### 3-Point FG Made

5 vs. Illinois (1/23/16)

##### Rebounds

7 vs. UT Arlington (11/14/16)

##### Assists

12 vs. Purdue (1/27/16)

##### Steals

6 - twice; last vs. Seattle (12/19/14)

##### Blocks

1 - three times; last vs. UMKC (11/13/15)

#### 2016-17 GAME-BY-GAME

Opponent (Date)	Start	Min	Fg-Fa	3g-3a	Ft-Fta	O-D/T	PF	A	TO	Blk	Stl	Pts
UL-Lafayette (11/11)	Y	31	4-10	2-6	5-6	0-4/4	2	7	4	0	2	15
UT Arlington (11/14)	Y	37	4-12	2-7	3-6	2-5/7	2	7	2	0	1	13
Mount St. Mary's (11/16)	Y	28	6-11	1-3	0-0	0-4/4	2	3	4	0	1	13
St. John's (11/18)	Y	35	4-10	1-3	4-4	0-5/5	0	7	0	0	2	13

Season	Gp	Gs	Min	Avg	3-POINT			REBOUNDS					Asst	TO	Blk	ST	Pf/Dq	Pts	Avg
					Fg-Fga	Pct	Ft-Fta	Pct	O-D/Tot	Avg									
2014-15	33	8	862	26.1	115-281	.409	42-108	.389	51-83	.614	17-77/94	2.8	92	36	3	59	58/0	323	9.8
2015-16	27	27	880	32.6	130-334	.389	39-129	.302	74-93	.796	8-68/76	2.8	121	46	1	24	53/1	373	13.8
2016-17	4	4	131	32.8	18-43	.419	6-19	.316	12-16	.750	2-18/20	5.0	24	10	0	6	6/0	54	13.5
Career	64	39	1873	29.3	263-658	.400	87-256	.340	137-192	.714	27-163/190	3.0	237	92	4	89	117/1	750	11.7



jordan  
**MURPHY**

3

**FORWARD**  
sophomore

height: 6-6  
weight: 240

San Antonio, Texas

High School  
Brennan

F

## STATS ▼

### MILESTONES

- Named a team captain for the 2016-17 season
- 2016 B1G All-Freshman Team
- Two-Time Big Ten Freshman of the Week (12/7, 2/22)
- Became first freshman to record a double-double (vs. Clemson, 11/30/15) since Kris Humphries in 2003-04
- His 24 points total vs. the Tigers was the highest by a freshman since Andre Hollins (24 vs. MTSU, 3/21/12)

### 2016-17 | SOPHOMORE SEASON:

Scored six points, four rebounds, one block, one steal and one assist vs. UL-Lafayette (11/11) • posted double-double with 12 rebounds and 11 points, adding two blocks vs. UT Arlington (11/14) • earned second double-double of the year with team-high 18 points and 12 rebounds, adding two assists, two blocks and a steal vs. Mount St. Mary's (11/16) • scored 12 points with four rebounds against St. John's (11/18).

### 2015-16 | FRESHMAN SEASON:

Posted nine points, five rebounds and one block in collegiate debut vs. UMKC (11/13) • scored six points, five rebounds, two assists, one block and a steal against ULM (11/15) • totaled six rebounds, three points and a block vs. Temple (11/19) • swatted three blocks and added three points and three rebounds vs. Missouri State (11/20) • scored eight rebounds, six points and an assist vs. Texas Tech (11/22) • scored 14 points with six rebounds, two steals and a block vs. Omaha (11/27) • posted first career double-double with team-high 24 points and 10 rebounds, adding two blocks and two steals with an assist vs. Clemson (11/30) • tallied double-double with 19 points and 17 rebounds, adding three assists and two steals vs. South Dakota (12/5) • scored six points, six rebounds and a steal vs. SDSU (12/8) • recorded 12 rebounds and 11 points for third double-double, adding one block and a steal vs. Oklahoma State (12/12) • posted fourth double-double with career-high 18 rebounds and 12 points, adding two blocks and two steals vs. Chicago State (12/16) • contributed 16 points and 10 rebounds for fifth double-double, adding two steals, two blocks and an assist vs. Milwaukee (12/23) • scored 11 points, five rebounds and one steal at Ohio State (12/30) • posted 14 points, nine rebounds and one steal vs. Michigan State (1/2) • recorded nine points and seven rebounds at Penn State (1/5) • led the team with 12 points and eight rebounds, adding an assist at Nebraska (1/12) • recorded 10 points, eight rebounds and two blocks vs. Indiana (1/16) • scored 13 points, eight rebounds and three blocks at Michigan (1/20) • posted double-double with 12 points and 10 rebounds, adding a steal vs. Illinois (1/23) • scored 12 points, four rebounds, four blocks and one steal vs. Purdue (1/27) • led team with 14 points and added five rebounds at Northwestern (2/4) • scored 14 points and team-high eight rebounds with two steals, one block and one assist vs. Michigan (2/10) • posted 11 points and six rebounds at Iowa (2/14) • scored double-double with 17 points and game-high 11 rebounds, adding a block and one steal in win over Maryland (2/18) • led all players with 19 points and 14 rebounds and added four steals, three assists and a block vs. Rutgers (2/23) • scored third-straight double-double with 22 points and 10 rebounds, adding a block and a steal at Illinois (2/28) • scored 15 points, five rebounds, two assists, one block and a steal vs. Wisconsin (3/2) • recorded seven points, seven rebounds, three assists, two blocks and one steal at Rutgers (3/5) • scored nine points, nine rebounds, three assists and two steals vs. Illinois (3/9 - BTT).

### HIGH SCHOOL:

Averaged 23.6 points, 10.5 rebounds, 3.1 assists and 1.9 steals per game in his senior season • was the San Antonio Express-News 2015 Player of the Year • named the District 27-6A Most Valuable Player, a McDonald's All-American finalist, and was a Class 6A All-State selection by the Texas Association of Basketball Coaches.

### PERSONAL:

Parents are Celia and Bernard Murphy • has two sisters, Geminise and Jovvi Johnson • lists scoring 44 points in a game as his career thrill • enjoys scary movies and cooking • major is undecided.

## CAREER HIGHS

### Minutes

39 - twice; last at Rutgers (3/5/16)

### Points

24 vs. Clemson (11/30/15)

### FG Attempts

21 - twice; last at Rutgers (3/5/16)

### FG Made

10 vs. Illinois (2/28/16)

### FT Attempts

12 vs. Chicago State (12/16/15)

### FT Made

7 - twice; last vs. UT Arlington (11/14/16)

### 3-Point FG Attempts

4 - twice; last at Rutgers (3/5/16)

### 3-Point FG Made

2 at Penn State (1/5/16)

### Rebounds

18 vs. Chicago State (12/16/15)

### Assists

3 - three times; last vs. Illinois (3/9/16 - BTT)

### Steals

4 vs. Rutgers (2/23/16)

### Blocks

4 vs. Purdue (1/27/16)

### 2016-17 GAME-BY-GAME

Opponent (Date)	Start	Min	Fg-Fa	3g-3a	Ft-Fta	O-D/T	PF	A	TO	Blk	Stl	Pts
UL-Lafayette (11/11)	Y	18	3-7	0-1	0-0	2-2/4	4	1	1	1	1	6
UT Arlington (11/14)	Y	35	2-9	0-1	7-8	6-6/12	2	0	1	2	0	11
Mount St. Mary's (11/16)	Y	31	8-9	0-0	2-7	3-9/12	2	2	1	2	1	18
St. John's (11/18)	Y	16	5-8	0-0	2-4	2-2/4	5	0	2	0	0	12

### 2015-16 GAME-BY-GAME

Opponent (Date)	Start	Min	Fg-Fa	3g-3a	Ft-Fta	O-D/T	PF	A	TO	Blk	Stl	Pts
UMKC (11/13)	N	20	2-3	1-1	4-6	1-4/5	2	0	1	1	0	9
ULM (11/15)	N	23	2-6	0-1	2-2	2-3/5	2	2	1	1	1	6
Temple (11/19)	N	21	0-1	0-1	3-4	1-5/6	4	0	3	1	0	3
Missouri State (11/20)	N	12	1-1	0-0	1-2	1-2/3	4	0	2	3	0	3
Texas Tech (11/22)	N	19	2-3	0-1	2-2	2-6/8	3	1	0	1	0	6
Omaha (11/27)	N	16	4-7	0-0	6-9	0-6/6	4	0	1	1	2	14
Clemson (11/30)	N	25	9-16	1-1	5-7	8-2/10	1	1	0	2	2	24
South Dakota (12/5)	N	30	6-11	0-0	7-11	6-11/17	5	3	2	0	2	19
South Dakota St. (12/8)	N	24	3-6	0-1	0-1	4-2/6	3	0	2	0	1	6
Oklahoma State (12/12)	N	25	4-9	1-2	2-4	4-8/12	5	0	1	1	1	11
Chicago State (12/16)	N	31	3-7	0-1	6-12	7-11/18	1	0	1	2	2	12
Milwaukee (12/23)	Y	37	7-13	1-2	1-4	3-7/10	3	1	1	2	2	16
Ohio State (12/30)	Y	22	4-7	0-0	3-6	3-2/5	4	0	2	0	1	11
Michigan State (1/2)	Y	31	7-18	0-2	0-4	4-5/9	2	0	0	0	1	14
Penn State (1/5)	Y	21	2-3	2-2	3-4	1-6/7	5	0	2	0	0	9
Northwestern (1/9)	Y	22	1-5	0-2	2-2	0-3/3	3	0	4	1	2	4
Nebraska (1/12)	Y	26	6-10	0-2	0-0	4-4/8	5	1	4	0	0	12
Indiana (1/16)	Y	36	4-9	0-1	2-5	1-7/8	0	0	3	2	0	10
Michigan (1/20)	Y	27	6-11	1-2	0-1	2-6/8	4	0	1	3	0	13
Illinois (1/23)	Y	27	5-7	0-0	2-4	3-7/10	4	0	0	0	1	12
Purdue (1/27)	Y	30	5-8	0-1	2-4	0-4/4	3	0	3	4	1	12
Indiana (1/30)	Y	20	3-6	0-1	1-1	1-5/6	4	1	0	0	1	7
Northwestern (2/4)	Y	17	4-5	0-1	6-8	3-2/5	4	0	0	0	0	14
Michigan (2/10)	Y	35	5-11	0-1	4-4	2-6/8	5	1	1	1	2	14
Iowa (2/14)	Y	27	4-9	0-0	3-4	3-3/6	4	0	2	0	0	11
Maryland (2/18)	Y	26	5-16	0-3	7-8	5-6/11	4	0	0	1	1	17
Rutgers (2/23)	Y	33	8-17	0-1	3-5	6-8/14	4	3	1	1	4	19
Illinois (2/28)	Y	39	10-21	1-4	1-2	3-7/10	4	0	6	1	1	22
Wisconsin (3/2)	Y	34	7-12	1-2	0-0	0-5/5	3	2	3	1	1	15
Rutgers (3/5)	Y	39	3-21	0-4	1-3	4-3/7	2	3	3	2	1	7
Illinois (3/9 - BTT)	Y	34	3-14	0-1	3-5	3-6/9	2	3	5	0	2	9
Totals		31-20	830	135-293	9-41	82-134	87-162/249	103	22	55	32	361

Season	Gp	Gs	Min	Avg	3-POINT			REBOUNDS				Asst	TO	Blk	ST	Pf/Dq	Pts	Avg	
					Fg-Fga	Pct	Fg-Fga	Pct.	Ft-Fta	Pct.	O-D/Tot								Avg
2015-16	31	20	830	26.8	135-293	.461	9-41	.220	82-134	.612	87-162/249	8.0	22	55	32	32	103/5	361	11.6
2016-17	4	4	100	25.0	18-33	.545	0-2	.000	11-19	.579	13-19/32	8.0	3	5	5	2	13/1	47	11.8
Career	35	24	930	26.6	153-326	.469	9-43	.209	93-153	.608	100-181/281	8.0	25	60	37	34	116/6	408	11.7



brady  
**RUDRUD**

4

**GUARD**  
freshman

height: 6-3  
weight: 185

Eden Prairie, Minn.

High School  
Eden Prairie

G

**STATS ▼**

#### 2016-17 | FRESHMAN SEASON:

Scored a free throw and grabbed one rebound against UL-Lafayette (11/11) • sank a 3-pointer against UT Arlington (11/14) • played three minutes vs. Mount St. Mary's (11/16).

#### HIGH SCHOOL:

Averaged 13 points, six rebounds and four assists per game for the Eagles • earned team MVP and All-Lake Conference honors • helped lead team to conference co-championship in 2015 after 24-5 season • was the state's AAU most valuable player in 2013 and earned first team All-AAU State honors in 2014 • four-year letterwinner helping lead team to 84-34 record.

#### PERSONAL:

Parents are Kim and Dean Rudrud • has two brothers, Dillon and Spencer • father, Dean, played tennis at University of North Dakota • lists winning section tournament and playing in Minnesota State Tournament as biggest sports thrill • enjoys watching TV and hanging out with friends • plans to major in business.

#### CAREER HIGHS

##### Minutes

3 vs. Mount St. Mary's (11/16/16)

##### Points

3 vs. UT Arlington (11/14/16)

##### FG Attempts

1 vs. UT Arlington (11/14/16)

##### FG Made

1 vs. UT Arlington (11/14/16)

##### FT Attempts

2 vs. UL-Lafayette (11/11/16)

##### FT Made

1 vs. UL-Lafayette (11/11/16)

##### 3-Point FG Attempts

1 vs. UT Arlington (11/14/16)

##### 3-Point FG Made

1 vs. UT Arlington (11/14/16)

##### Rebounds

1 vs. UL-Lafayette (11/11/16)

##### Assists

—

##### Steals

—

##### Blocks

—

#### 2016-17 GAME-BY-GAME

Opponent (Date)	Start	Min	Fg-Fa	3g-3a	Ft-Fta	O-D/T	PF	A	TO	Blk	Stl	Pts
UL-Lafayette (11/11)	N	1	0-0	0-0	1-2	0-1/1	0	0	0	0	0	1
UT Arlington (11/14)	N	1	1-1	1-1	0-0	0-0/0	0	0	0	0	0	3
Mount St. Mary's (11/16)	N	3	0-0	0-0	0-0	0-0/0	0	0	0	0	0	0
St. John's (11/18)			DNP (Coach's Decision)									

Season	Gp	Gs	Min	Avg	3-POINT			REBOUNDS					Asst	TO	Blk	ST	Pfr/Dq	Pts	Avg
					Fg-Fga	Pct	Fg-Fga	Pct	Ft-Fta	Pct	O-D/Tot	Avg							
2016-17	3	0	5	1.7	1-1	1.000	1-1	1.000	1-2	.500	0-1/1	0.3	0	0	0	0	0/0	4	1.3
Career	3	0	5	1.7	1-1	1.000	1-1	1.000	1-2	.500	0-1/1	0.3	0	0	0	0	0/0	4	1.3



amir  
**COFFEY**

5

**GUARD**  
freshman

height: 6-8  
weight: 195

Hopkins, Minn.

High School  
Hopkins

G

**STATS ▼**

#### 2016-17 | FRESHMAN SEASON:

Made Gopher debut as a starter, scoring 13 points, three rebounds, three assists and a steal vs. UL-Lafayette (11/11) • contributed 10 points, four rebounds and two steals vs. UT Arlington (11/14) • scored 10 points, four rebounds and three assists vs. Mount St. Mary's (11/16) • led the team with 30 points, adding four rebounds, two steals and an assist (11/18).

#### HIGH SCHOOL:

Earned Minnesota Mr. Basketball honors as the top player in the state his senior season • selected the Associated Press State Player of the Year and Star Tribune Metro Player of the Year • led his Royals team to the Class 4A state championship • was a consensus national top-50 and four-star prospect, and is the highest rated prospect to join the Gophers since Kris Humphries in 2003 • averaged 19.9 points per game in 2015-16 after missing his junior season due to a knee injury • scored 14.3 points per game as a sophomore • four-year letterwinner under head coach Ken Novak, helping lead team to a combined record of 105-20.

#### PERSONAL:

Parents are Sheba Coffey and Richard Coffey • has two older sisters, Sydney and Nia, who played college basketball at Marist and Northwestern, respectively • sister Nia is a current Wildcat senior who earned 2016 WBCA Division I All-American and AP All-America Honorable Mention plaudits • father was a four-year member of the Gophers basketball team from 1986-90 and went on to play for the NBA's Minnesota Timberwolves • lists winning state championship at Hopkins as his biggest sports thrill • major is undecided.

#### CAREER HIGHS

##### Minutes

36 vs. St. John's (11/18/16)

##### Points

30 vs. St. John's (11/18/16)

##### FG Attempts

14 vs. St. John's (11/18/16)

##### FG Made

9 vs. St. John's (11/18/16)

##### FT Attempts

12 vs. St. John's (11/18/16)

##### FT Made

11 vs. St. John's (11/18/16)

##### 3-Point FG Attempts

4 - twice; last vs. St. John's (11/18/16)

##### 3-Point FG Made

2 vs. UL-Lafayette (11/11/16)

##### Rebounds

4 - three times; last vs. vs. St. John's (11/18/16)

##### Assists

3 - twice; last vs. Mount St. Mary's (11/16/16)

##### Steals

2 - twice; last vs. St. John's (11/18/16)

##### Blocks

—

#### 2016-17 GAME-BY-GAME

Opponent (Date)	Start	Min	Fg-Fa	3g-3a	Ft-Fta	O-D/T	PF	A	TO	Blk	Stl	Pts
UL-Lafayette (11/11)	Y	27	3-5	2-3	5-8	1-2/3	4	3	4	0	1	13
UT Arlington (11/14)	Y	26	3-11	0-4	4-6	1-3/4	3	0	1	0	2	10
Mount St. Mary's (11/16)	Y	28	4-10	0-3	2-2	1-3/4	2	3	1	0	0	10
St. John's (11/18)	Y	36	9-14	1-4	11-12	1-3/4	3	1	1	0	2	30

Season	Gp	Gs	Min	Avg	3-POINT				REBOUNDS				Asst	TO	Blk	ST	Pfr/Dq	Pts	Avg
					Fg-Fga	Pct	Fg-Fga	Pct.	Ft-Fta	Pct.	O-D/Tot	Avg							
2016-17	4	4	117	29.2	19-40	.475	3-14	.214	22-28	.786	4-11/15	3.8	7	7	0	5	12/0	63	15.8
Career	4	4	117	29.2	19-40	.475	3-14	.214	22-28	.786	4-11/15	3.8	7	7	0	5	12/0	63	15.8



darin  
HAUGH

10

GUARD  
redshirt senior

height: 5-11  
weight: 180

Prior Lake, Minn.

Previous School  
Bethany Lutheran

High School  
Eastview

G

STATS ▼

#### 2016-17 | REDSHIRT SENIOR SEASON:

Saw one minute of action during the season opener against UL-Lafayette (11/11) • recorded one assist and a rebound vs. UT Arlington (11/14) • dished one assist vs. Mount St. Mary's (11/16).

#### 2015-16 | REDSHIRT JUNIOR SEASON:

Made Gopher debut against Chicago State (12/16) • appeared in one minute during win over Rutgers (2/23) • played at Illinois (2/28) • took two shot attempts against Wisconsin (3/2) • scored first points as a Gopher with basket against Illinois (3/9 - BTT).

#### 2014-15 | JUNIOR SEASON:

Sat out the season due to NCAA transfer rules.

#### 2013-14 | SOPHOMORE SEASON (BETHANY LUTHERAN):

Saw action in four games, all in a starting role • averaged 10.8 points and 2.5 rebounds in 34.2 minutes per game • also totaled 18 assists (4.5 apg) and 10 steals (2.5 spg).

#### 2012-13 | FRESHMAN SEASON (UW-PLATTEVILLE):

Appeared in four games • totaled nine points, three rebounds, three assists and one steal while averaging 13.3 minutes per game.

#### HIGH SCHOOL:

Earned all-conference, all-state and academic all-state as a senior ... helped his team to three conference championships and led Eastview to a 28-2 record and a sectional championship in his final prep season ... recorded 98 steals and ranked second best three-pointer percentage all-time in Minnesota as a senior.

#### PERSONAL:

Son of Dan and Lori Haugh ... major is business and marketing education.

#### CAREER HIGHS

##### Minutes

8 at Rutgers (3/5/16)

##### Points

2 vs. Illinois (3/9/16 - BTT)

##### FG Attempts

2 vs. Wisconsin (3/2/16)

##### FG Made

1 vs. Illinois (3/9/16 - BTT)

##### FT Attempts

—

##### FT Made

—

##### 3-Point FG Attempts

1 - twice; last at Rutgers (3/5/16)

##### 3-Point FG Made

—

##### Rebounds

1 vs. UT Arlington (11/14/16)

##### Assists

1 - twice; last vs. Mount St. Mary's (11/16/16)

##### Steals

—

##### Blocks

—

#### 2016-17 GAME-BY-GAME

Opponent (Date)	Start	Min	Fg-Fa	3g-3a	Ft-Fta	O-D/T	PF	A	TO	Blk	Stl	Pts
UL-Lafayette (11/11)	N	1	0-0	0-0	0-0	0-0/0	0	0	1	0	0	0
UT Arlington (11/14)	N	1	0-0	0-0	0-0	0-1/1	0	1	0	0	0	0
Mount St. Mary's (11/16)	N	1	0-0	0-0	0-0	0-0/0	0	1	0	0	0	0
St. John's (11/18)			DNP (Coach's Decision)									

#### 2015-16 GAME-BY-GAME

Opponent (Date)	Start	Min	Fg-Fa	3g-3a	Ft-Fta	O-D/T	PF	A	TO	Blk	Stl	Pts
UMKC (11/13)			DNP (Injury)									
ULM (11/15)			DNP (Injury)									
Temple (11/19)			DNP (Injury)									
Missouri State (11/20)			DNP (Injury)									
Texas Tech (11/22)			DNP (Injury)									
Omaha (11/27)			DNP (Injury)									
Clemson (11/30)			DNP (Coach's Decision)									
South Dakota (12/5)			DNP (Coach's Decision)									
South Dakota St. (12/8)			DNP (Coach's Decision)									
Oklahoma State (12/12)			DNP (Coach's Decision)									
Chicago State (12/16)	N	1	0-0	0-0	0-0	0-0/0	0	0	0	0	0	0
Milwaukee (12/23)			DNP (Coach's Decision)									
Ohio State (12/30)			DNP (Coach's Decision)									
Michigan State (1/2)			DNP (Coach's Decision)									
Penn State (1/5)			DNP (Coach's Decision)									
Northwestern (1/9)			DNP (Coach's Decision)									
Nebraska (1/12)			DNP (Coach's Decision)									
Indiana (1/16)			DNP (Coach's Decision)									
Michigan (1/20)			DNP (Coach's Decision)									
Illinois (1/23)			DNP (Coach's Decision)									
Purdue (1/27)			DNP (Coach's Decision)									
Indiana (1/30)			DNP (Coach's Decision)									
Northwestern (2/4)			DNP (Coach's Decision)									
Michigan (2/10)			DNP (Coach's Decision)									
Iowa (2/14)			DNP (Coach's Decision)									
Maryland (2/18)			DNP (Coach's Decision)									
Rutgers (2/23)	N	1	0-0	0-0	0-0	0-0/0	0	0	0	0	0	0
Illinois (2/28)	N	1	0-0	0-0	0-0	0-0/0	0	0	0	0	0	0
Wisconsin (3/2)	N	3	0-2	0-1	0-0	0-0/0	0	0	0	0	0	0
Rutgers (3/5)	N	8	0-1	0-1	0-0	0-0/0	0	0	1	0	0	0
Illinois (3/9 - BTT)	N	6	1-1	0-0	0-0	0-0/0	0	0	2	0	0	2
Totals		6-0	20	1-4	0-2	0-0	0	0	3	0	0	2

Season	Gp	Gs	Min	Avg	3-POINT				REBOUNDS				Asst	TO	Blk	ST	Pfr/Dq	Pts	Avg
					Fg-Fga	Pct	Fg-Fga	Pct.	Ft-Fta	Pct.	O-D/Tot	Avg							
2015-16	6	0	20	3.3	1-4	.250	0-2	.000	0-0	.000	0-0/0	0.0	0	3	0	0	0/0	2	0.3
2016-17	3	0	3	1.0	0-0	.000	0-0	.000	0-0	.000	0-1/1	0.3	2	1	0	0	0/0	0	0.0
Career	9	0	23	2.6	1-4	.250	0-2	.000	0-0	.000	0-1/1	0.1	2	4	0	0	0/0	2	0.2



stephon  
**SHARP**

15

GUARD  
sophomore

height: 6-3  
weight: 190

Bloomington, Minn.

High School  
Hopkins

G

STATS ▼

#### 2016-17 | SOPHOMORE SEASON:

Sank a pair of free throws against UL-Lafayette (11/11).

#### 2015-16 | FRESHMAN SEASON:

Made collegiate debut against ULM (11/15) • scored three points, two assists, one block and a rebound against Chicago State (12/16) • recorded a block and an assist at Nebraska (1/12) • started and scored 19 points, adding three rebounds, one steal and one assist at Illinois (2/28) • led all players with 16 points and added four rebounds and three assists against Wisconsin (3/2) • scored 13 points, five rebounds, two assists and a block at Rutgers (3/5) • recorded six points, one rebound and an assist vs. Illinois (3/9 - BTT).

#### HIGH SCHOOL:

Was a three-time letterwinner for the Royals • averaged more than 15 points, six rebounds and two assists per game during his senior season • as a junior, scored 10 points and three rebounds per game • was a member of the state runner-up and Lake Conference and section championship teams • team finished as the top-ranked Class 4A school in the state of Minnesota • National Honor Society member.

#### PERSONAL:

Parents are Rebecca and Darryl Sharp • has a younger sister, Saige • uncle, Duer Sharp played football at Wisconsin and is the commissioner of the Southwestern Athletic Conference (SWAC) • lists playing in 2012 and 2014 state championships as biggest sports thrill • plans to major in sports management.

#### CAREER HIGHS

##### Minutes

39 at Illinois (2/28/16)

##### Points

19 at Illinois (2/28/16)

##### FG Attempts

19 at Rutgers (3/5/16)

##### FG Made

6 - twice; last at Rutgers (3/5/16)

##### FT Attempts

8 vs. Wisconsin (3/2/16)

##### FT Made

7 vs. Wisconsin (3/2/16)

##### 3-Point FG Attempts

6 at Illinois (2/28/16)

##### 3-Point FG Made

4 at Illinois (2/28/16)

##### Rebounds

5 at Rutgers (3/5/16)

##### Assists

3 vs. Wisconsin (3/2/16)

##### Steals

1 at Illinois (2/28/16)

##### Blocks

1 - three times; last at Rutgers (3/5/16)

#### 2016-17 GAME-BY-GAME


Opponent (Date)	Start	Min	Fg-Fa	3g-3a	Ft-Fta	O-D/T	PF	A	TO	Blk	Stl	Pts
UL-Lafayette (11/11)	N	2	0-0	0-0	2-2	0-0/0	1	0	0	0	0	2
UT Arlington (11/14)	N	1	0-0	0-0	0-0	0-0/0	1	0	0	0	0	0
Mount St. Mary's (11/16)	N	3	0-0	0-0	0-0	0-0/0	0	0	1	0	0	0
St. John's (11/18)			DNP (Coach's Decision)									

#### 2015-16 GAME-BY-GAME

Opponent (Date)	Start	Min	Fg-Fa	3g-3a	Ft-Fta	O-D/T	PF	A	TO	Blk	Stl	Pts
UMKC (11/13)			DNP (Coach's Decision)									
ULM (11/15)	N	0+	0-0	0-0	0-0	0-0/0	1	0	0	0	0	0
Temple (11/19)			DNP (Coach's Decision)									
Missouri State (11/20)			DNP (Coach's Decision)									
Texas Tech (11/20)			DNP (Coach's Decision)									
Omaha (11/27)			DNP (Coach's Decision)									
Clemson (11/30)			DNP (Coach's Decision)									
South Dakota (12/5)			DNP (Coach's Decision)									
South Dakota St. (12/8)			DNP (Coach's Decision)									
Oklahoma State (12/12)	N	3	0-0	0-0	0-0	0-0/0	1	0	0	0	0	0
Chicago State (12/16)	N	10	1-2	0-0	1-1	0-1/1	0	2	0	1	0	3
Milwaukee (12/23)	N	2	0-0	0-0	0-0	0-0/0	0	0	0	0	0	0
Ohio State (12/30)			DNP (Coach's Decision)									
Michigan State (1/2)			DNP (Coach's Decision)									
Penn State (1/5)			DNP (Coach's Decision)									
Northwestern (1/9)			DNP (Coach's Decision)									
Nebraska (1/12)	N	5	0-0	0-0	0-0	0-0/0	1	1	0	1	0	0
Indiana (1/16)	N	3	0-0	0-0	0-0	0-0/0	1	0	0	0	0	0
Michigan (1/20)	N	3	0-1	0-1	0-0	0-0/0	1	0	0	0	0	0
Illinois (1/23)	N	1	0-0	0-0	0-0	0-0/0	0	0	0	0	0	0
Purdue (1/27)			DNP (Coach's Decision)									
Indiana (1/30)	N	4	0-0	0-0	0-0	0-0/0	1	0	0	0	0	0
Northwestern (2/4)	N	2	0-0	0-0	1-2	0-0/0	0	0	0	0	0	1
Michigan (2/10)			DNP (Coach's Decision)									
Iowa (2/14)			DNP (Coach's Decision)									
Maryland (2/18)			DNP (Coach's Decision)									
Rutgers (2/23)	N	7	0-0	0-0	0-0	0-0/0	0	0	0	0	0	0
Illinois (2/28)	Y	39	6-10	4-6	3-4	1-2/3	2	1	7	0	1	19
Wisconsin (3/2)	Y	37	4-11	1-3	7-8	3-1/4	3	3	0	0	0	16
Rutgers (3/5)	Y	33	6-19	0-4	1-2	4-1/5	2	2	7	1	0	13
Illinois (3/9 - BTT)	Y	37	2-7	0-3	2-3	0-1/1	2	1	2	0	0	6
Totals	15-4	185	19-50	5-17	15-20	8-6/14	15	10	16	3	1	58

Season	Gp	Gs	Min	Avg	3-POINT				REBOUNDS										
					Fg-Fga	Pct	Fg-Fga	Pct.	Ft-Fta	Pct.	O-D/Tot	Avg	Asst	TO	Blk	ST	Pf/Dq	Pts	Avg
2015-16	15	4	185	12.3	19-50	.380	5-17	.294	15-20	.750	8-6/14	0.9	10	16	3	1	15/0	58	3.9
2016-17	3	0	6	2.0	0-0	.000	0-0	.000	2-2	1.000	0-0/0	0.0	0	1	0	0	2/0	2	0.7
Career	18	4	191	10.6	19-50	.380	5-17	.294	17-22	.773	8-6/14	0.8	10	17	3	1	17/0	60	3.3





bakary  
**KONATÉ**

21

CENTER  
junior

height: 6-11  
weight: 235

Bamako, Mali

High School  
Sunrise Christian  
Academy

C

STATS ▼

#### 2016-17 | JUNIOR SEASON:

Scored two points, two rebounds and a block vs. UL-Lafayette (11/11) • scored two points, one rebound and a block vs. Mount St. Mary's (11/16).

#### 2015-16 | SOPHOMORE SEASON:

Swatted three blocks and added two points, two rebounds and a steal vs. UMKC (11/13) • scored six points with two rebounds and a block vs. ULM (11/15) • posted nine points, three rebounds and two blocks vs. Temple (11/19) • recorded eight points, five rebounds and an assist vs. Missouri State (11/20) • grabbed three rebounds and scored a basket vs. Texas Tech (11/22) • posted first career double-double with 14 points and 10 rebounds, adding three blocks and two assists vs. Omaha (11/27) • registered career-high four blocks and added four points and two rebounds vs. South Dakota (12/5) • tallied 10 rebounds, four points, three blocks and a steal vs. SDSU (12/8) • grabbed career high 11 rebounds and added three points, one steal, one block and an assist vs. Milwaukee (12/23) • scored six points, six rebounds, two blocks and a steal vs. Michigan State (1/2) • posted four points, two rebounds, a block and a steal at Penn State (1/5) • recorded four points, three rebounds, two steals and a block vs. Northwestern (1/9) • scored eight points, seven rebounds and a steal vs. Purdue (1/27) • scored eight points, seven rebounds and one block at Indiana (1/30) • recorded seven rebounds, six points and one block at Northwestern (2/4) • grabbed nine rebounds and added five points and a block at Iowa (2/14) • recorded career-high 14 rebounds and added five points against Wisconsin (3/2) • posted double-double with 11 rebounds and 10 points at Rutgers (3/5) • scored eight points, seven rebounds and two assists against Illinois (3/9 - BTT).

#### 2014-15 | FRESHMAN SEASON:

Made collegiate debut against Louisville, scoring two points and a rebound (11/14) • Recorded two rebounds and a block vs. Western Kentucky (11/18) • scored six points, four steals, three rebounds and one block vs. Franklin Pierce (11/20) • contributed two points, a rebound, one steal and a block vs. North Dakota (12/8) • scored six points, six rebounds, and one steal vs. Southern (12/10) • posted season highs of nine points, eight rebounds, two assists and two blocks against Seattle (12/19) • scored four points, three rebounds, one block and an assist vs. Furman (12/22) • recorded two rebounds, one block and a steal vs. UNCW (12/27) • scored two points, one rebound and an assist vs. Rutgers (1/17) • posted seven rebounds, two points and one block at Nebraska (1/20) • recorded three points, two rebounds and a steal vs. Illinois (1/24) • grabbed four rebounds and scored two points at Wisconsin (2/21) • posted four rebounds, two points, two assists, one block and a steal in win at Michigan State (2/26) • scored seven points, four rebounds, one block and a steal vs. Wisconsin (3/5) • scored four points with two rebounds vs. Rutgers (3/11 - BTT).

#### HIGH SCHOOL:

A graduate of IES La Vega de San Jose in Grand Canary Island, Spain • spent one year at Sunrise Basketball Academy but did not compete in any games • was a four-year high school starter, averaging nine rebounds, 7.5 points and one block per game • played in the Adidas Nations Basketball Tournament in Chicago as part of Team Mali • competed internationally at 15 years old for Club Baloncesto Gran Canaria in Spain • named MVP of the U-16 Spanish Clubs Championships at the 2009 Nike International Junior Tournament in Berlin.

#### PERSONAL:

Son of Seydou and Oumou Konaté • born Dec. 15, 1993 • is one of 14 siblings • has three brothers who played college basketball in the United States: Ibrahim (Boston University), Lassana (LeMoyné-Owen) and Fousseini (LeMoyné-Owen) • hobbies include watching movies and dancing • plans to major in business management.

#### CAREER HIGHS

##### Minutes

35 at Northwestern (2/4/16)

##### Points

14 vs. Omaha (11/27/15)

##### FG Attempts

10 vs. Purdue (1/27/16)

##### FG Made

5 vs. Omaha (11/27/15)

##### FT Attempts

8 vs. Southern (12/10/14)

##### FT Made

6 - twice; last at Northwestern (2/4/16)

##### 3-Point FG Attempts

1 vs. ULM (11/15/15)

##### 3-Point FG Made

—

##### Rebounds

14 vs. Wisconsin (3/2/16)

##### Assists

2 - four times; last vs. Illinois (3/9/16 - BTT)

##### Steals

4 vs. Franklin Pierce (11/20/14)

##### Blocks

4 vs. South Dakota (12/5/15)

#### 2016-17 GAME-BY-GAME


Opponent (Date)	Start	Min	Fg-Fa	3g-3a	Ft-Fta	O-D/T	PF	A	TO	Blk	Stl	Pts
UL-Lafayette (11/11)	N	7	1-1	0-0	0-0	0-2/2	3	0	1	1	0	2
UT Arlington (11/14)	N	0+	0-0	0-0	0-0	0-0/0	0	0	0	0	0	0
Mount St. Mary's (11/16)	N	5	1-1	0-0	0-0	0-1/1	3	0	2	1	0	2
St. John's (11/18)	N	3	0-2	0-0	0-0	1-0/1	1	0	0	0	0	0

#### 2015-16 GAME-BY-GAME

Opponent (Date)	Start	Min	Fg-Fa	3g-3a	Ft-Fta	O-D/T	PF	TO	Blk	Stl	Pts		
UMKC (11/13)	N	6	1-1	0-0	0-1	1-1/2	1	0	0	3	1	2	
ULM (11/15)	N	20	3-5	0-1	0-1	1-1/2	2	0	1	1	0	6	
Temple (11/19)	Y	22	3-5	0-0	3-3	1-2/3	4	0	0	2	0	9	
Missouri State (11/20)	Y	24	3-4	0-0	2-4	1-4/5	4	1	1	0	0	8	
Texas Tech (11/22)	Y	14	1-2	0-0	0-0	3-0/3	4	0	3	0	0	2	
Omaha (11/27)	Y	25	5-8	0-0	4-4	3-7/10	1	2	0	3	0	14	
Clemson (11/30)	Y	17	0-3	0-0	0-0	0-0/0	0	0	0	0	0	0	
South Dakota (12/5)	Y	21	1-1	0-0	2-2	1-1/2	2	0	2	4	0	4	
South Dakota St. (12/8)	Y	29	1-5	0-0	2-4	2-8/10	0	0	0	3	1	4	
Oklahoma State (12/12)	Y	21	1-1	0-0	0-2	3-3/6	5	0	2	1	0	2	
Chicago State (12/16)	Y	20	0-2	0-0	2-4	1-1/2	4	0	3	1	0	2	
Milwaukee (12/23)	Y	27	1-4	0-0	1-2	2-9/11	0	1	3	1	1	3	
Ohio State (12/30)	Y	15	0-1	0-0	0-0	0-1/1	3	0	1	0	0	0	
Michigan State (1/2)	Y	21	3-4	0-0	0-0	3-3/6	4	0	2	2	1	6	
Penn State (1/5)	Y	20	2-2	0-0	0-0	2-0/2	4	1	0	1	1	4	
Northwestern (1/9)	Y	34	5-8	0-0	2-2	2-1/3	4	1	1	1	0	12	
Nebraska (1/12)	Y	21	2-4	0-0	1-2	1-1/2	3	0	1	1	0	5	
Indiana (1/16)	Y	15	2-3	0-0	0-0	0-2/2	2	0	0	1	0	4	
Michigan (1/20)	Y	15	1-2	0-0	0-0	1-3/4	3	1	1	0	0	2	
Illinois (1/23)	Y	11	1-1	0-0	0-0	0-1/1	1	0	1	0	0	2	
Purdue (1/27)	Y	24	4-10	0-0	0-0	1-6/7	4	0	1	0	1	8	
Indiana (1/30)	Y	22	3-4	0-0	2-2	3-4/7	4	0	0	1	0	8	
Northwestern (2/4)	Y	35	0-1	0-0	6-6	0-7/7	2	0	1	1	0	6	
Michigan (2/10)	Y	21	2-2	0-0	0-0	1-4/5	4	0	1	1	0	4	
Iowa (2/14)	Y	30	2-3	0-0	1-3	2-7/9	4	0	1	1	0	5	
Maryland (2/18)	Y	20	0-2	0-0	0-0	0-4/4	3	1	3	2	0	0	
Rutgers (2/23)	Y	11	0-0	0-0	1-2	0-2/2	3	0	1	0	0	1	
Illinois (2/28)	N	23	1-3	0-0	0-0	1-6/7	3	2	1	0	0	2	
Wisconsin (3/2)	N	27	1-2	0-0	3-6	5-9/14	2	0	2	0	0	5	
Rutgers (3/5)	Y	29	3-8	0-0	4-4	5-6/11	3	0	1	0	0	10	
Illinois (3/9 - BTT)	Y	34	3-8	0-0	2-2	2-5/7	2	2	2	0	0	8	
Totals		31-26	673	55-109	0-1	38-56	48-109/157	85	12	36	31	6	148

#### FULL CAREER STATS ON PAGE 21

Season	Gp	Gs	Min	Avg	3-POINT			REBOUNDS			Asst	TO	Blk	ST	Pf/Dq	Pts	Avg
					Fg-Fga	Pct	Fg-Fga	Pct	Ft-Fta	Pct							
2014-15	25	0	222	8.9	19-35	.543	0-0	.000	18-34	.529	6	16	10	10	39/0	56	2.2
2015-16	31	26	673	21.7	55-109	.505	0-1	.000	38-56	.679	12	36	31	6	85/1	148	4.8
2016-17	4	0	15	3.8	2-4	.500	0-0	.000	0-0	.000	0	3	2	0	7/0	4	1.0
Career	60	26	910	15.2	76-148	.514	0-1	.000	56-90	.622	18	55	43	16	131/1	208	3.5



reggie  
**LYNCH**

**22**

**CENTER**  
redshirt junior

height: 6-10  
weight: 260

Edina, Minn.

High School  
Edina

Last School  
Illinois State

**C**

**STATS ▼**

#### 2016-17 | REDSHIRT JUNIOR SEASON:

Made Gopher debut and scored 10 points, eight rebounds and two blocks vs. UL-Lafayette (11/11) • led team with 14 points and added five rebounds and three blocks vs. UT Arlington (11/14) • dished career-high five assists and added six points, six rebounds and two blocks vs. Mount St. Mary's (11/16) • grabbed 11 rebounds and blocked nine shots, adding six points against St. John's (11/18).

#### 2015-16 | JUNIOR SEASON:

Sat out the season due to NCAA transfer rules.

#### 2013-15 | FRESHMAN/SOPHOMORE SEASONS (AT ILLINOIS STATE)

See *GopherSports.com* for full bio.

#### HIGH SCHOOL:

Was one of the top shot-blockers in the state of Minnesota • Helped lead Edina High School (24-8) to a third place finish at the 2012-13 state tournament • Tallied 22 points with 10 rebounds and four blocks in the winning effort to secure third • As a junior, averaged 10.1 points per game and led Edina to the Section Six Class AAAA finals • Following his senior year, was invited to participate in the 2013 Minnesota Basketball Coaches Association All-Star Game • Also played for the Minnesota Magic Elite AAU program.

#### PERSONAL:

Parents are Marlene and John Lynch • has one brother, Max • uncle, Kevin Lynch, played basketball at Minnesota and was a second-round NBA draft pick by the Charlotte Hornets • lists beating tenth-ranked Wichita State while at Illinois State and making it to state in high school as his favorite basketball memories • enjoys movies and dogs • majoring in business marketing education.

#### CAREER HIGHS

<b>Minutes</b>	<b>3-Point FG Attempts</b>
32 - twice; last at DePaul (12/14/14)*	—
<b>Points</b>	<b>3-Point FG Made</b>
18 at Southern Illinois (2/7/15)*	—
<b>FG Attempts</b>	<b>Rebounds</b>
13 at Evansville (2/28/15)*	13 at DePaul (12/14/14)*
<b>FG Made</b>	<b>Assists</b>
6 - seven times; last at Drake (1/18/14)*	5 vs. Mount St. Mary's (11/16/16)
<b>FT Attempts</b>	<b>Steals</b>
11 vs. Morehead State (3/19/14)*	3 - twice; last at DePaul (12/14/14)*
<b>FT Made</b>	<b>Blocks</b>
7 - twice; last vs. Green Bay (3/18/15)*	9 vs. St. John's (11/18/16)

\* - at Illinois State

#### 2016-17 GAME-BY-GAME

Opponent (Date)	Start	Min	Fg-Fa	3g-3a	Ft-Fta	O-D/T	PF	A	TO	Blk	Stl	Pts
UL-Lafayette (11/11)	Y	19	4-6	0-0	2-4	4-4/8	4	0	0	2	0	10
UT Arlington (11/14)	Y	16	5-6	0-0	4-4	3-2/5	3	0	2	3	0	14
Mount St. Mary's (11/16)	Y	19	0-2	0-0	6-8	0-6/6	4	5	2	1	0	6
St. John's (11/18)	Y	32	2-7	0-0	2-4	1-10/11	4	0	1	9	0	6

Season	Gp	Gs	Min	Avg	3-POINT				REBOUNDS				Asst	TO	Blk	ST	Pf/Dq	Pts	Avg
					Fg-Fga	Pct	Fg-Fga	Pct.	Ft-Fta	Pct.	O-D/Tot	Avg							
2013-14	34	20	690	20.3	110-189	.582	0-0	.000	63-114	.553	63-101/164	4.8	8	56	96	20	126/10	283	8.3
2014-15	33	30	731	22.2	116-228	.509	0-0	.000	82-120	.683	91-87/178	5.4	8	53	93	23	122/10	314	9.5
2016-17	4	4	86	21.5	11-21	.524	0-0	.000	14-20	.700	8-22/30	7.5	5	5	15	0	15/0	36	9.0
Career	71	54	1507	21.	237-438	.541	0-0	.000	159-254	.626	162-210/372	5.2	18	114	204	43	263/20	633	8.9



eric  
**CURRY**

**24**

**FORWARD**  
freshman

height: 6-9  
weight: 235

Memphis, Tenn.

High School  
Southwest  
Christian  
Academy

**F**

**STATS ▼**

#### 2016-17 | FRESHMAN SEASON:

Made Gopher debut and scored nine points, eight rebounds, three assists, one block and a steal vs. UL-Lafayette (11/11) • scored 12 points, seven rebounds, one assist and a steal vs. UT Arlington (11/14) • recorded five points, three assists, two blocks and two points (11/18).

#### HIGH SCHOOL:

Rated a four-star prospect and a top-100 player • averaged 15 points, eight rebounds and two assists per game his senior year with the Lions • helped lead the Lions to the 2014 NACA Division 4 National Championship • posted averages 15.4 points and 8.6 rebounds for Southwest Christian his junior year • four-year letterwinner • as a member of the Arkansas Wings AAU team, averaged 10.1 points and 6.6 rebounds as a member of its 17U EYBL team.

#### PERSONAL:

Mother is Audrea Phipps • has one sister, Keonia • nickname is "E" • lists winning Nike 16U Peach Jam as greatest sports thrill • enjoys playing video games and hanging out with friends • plans to major in sports management/communications.

#### CAREER HIGHS

##### Minutes

27 - twice; last vs. UT Arlington (11/14/16)

##### Points

12 vs. UT Arlington (11/14/16)

##### FG Attempts

6 vs. St. John's (11/18/16)

##### FG Made

3 - twice; last vs. UT Arlington (11/14/16)

##### FT Attempts

6 vs. UT Arlington (11/14/16)

##### FT Made

6 vs. UT Arlington (11/14/16)

##### 3-Point FG Attempts

1 vs. UT Arlington (11/14/16)

##### 3-Point FG Made

—

##### Rebounds

8 - twice; last vs. Mount St. Mary's (11/16/16)

##### Assists

3 - twice; last vs. St. John's (11/18/16)

##### Steals

1 vs. UL-Lafayette (11/11/16)


##### Blocks

2 vs. St. John's (11/18/16)

#### 2016-17 GAME-BY-GAME

Opponent (Date)	Start	Min	Fg-Fa	3g-3a	Ft-Fta	O-D/T	PF	A	TO	Blk	Stl	Pts
UL-Lafayette (11/11)	N	27	3-3	0-0	3-4	1-7/8	2	3	1	1	1	9
UT Arlington (11/14)	N	27	3-5	0-1	6-6	2-5/7	2	1	1	0	1	12
Mount St. Mary's (11/16)	N	19	2-4	0-0	2-4	3-5/8	3	1	2	1	0	6
St. John's (11/18)	N	19	1-6	0-0	0-0	2-3/5	4	3	1	2	0	2

Season	Gp	Gs	Min	Avg	3-POINT				REBOUNDS				Asst	TO	Blk	ST	Pf/Dq	Pts	Avg
					Fg-Fga	Pct	Fg-Fga	Pct.	Ft-Fta	Pct.	O-D/Tot	Avg							
2016-17	4	0	92	23.0	9-18	.500	0-1	.000	11-14	.786	8-20/28	7.0	8	5	4	2	11/0	29	7.2
Career	4	0	92	23.0	9-18	.500	0-1	.000	11-14	.786	8-20/28	7.0	8	5	4	2	11/0	29	7.2



ahmad  
**GILBERT,  
JR.**

32

**GUARD**  
sophomore

height: 6-6  
weight: 205

Philadelphia, Pa.

High School  
Constitution

G

**STATS ▼**

#### 2016-17 | SOPHOMORE SEASON:

Scored two points, one rebound and an assist vs. UL-Lafayette (11/11) • contributed five points and two rebounds vs. UT Arlington (11/14) • grabbed two rebounds vs. Mount St. Mary's (11/16) • scored six points, two rebounds and an assist vs. St. John's (11/18).

#### 2015-16 | FRESHMAN SEASON:

Made collegiate debut against ULM, dishing two assists in seven minutes of action (11/15) • scored five points in win over Missouri State (11/20) • grabbed a rebound against South Dakota (12/5) • swatted one block against SDSU (12/8) • scored five points with a rebound vs. Oklahoma State (12/12) • scored a basket and an assist vs. Chicago State (12/16) • contributed eight points, two rebounds and a steal at Ohio State (12/30) • garnered first career start and scored seven points, four steals, three rebounds and two assists at Nebraska (1/12) • scored three points and three rebounds before leaving with a finger injury vs. Indiana (1/16) • missed five games before returning to action against Michigan, grabbing two rebounds (2/10) • scored eight points, four rebounds and two assists at Iowa (2/14) • recorded four points, four rebounds, two steals and an assist vs. Rutgers (2/23) • scored six points, four assists and two rebounds at Illinois (2/28) • recorded four rebounds, two points and two assists vs. Wisconsin (3/2) • scored seven points, seven rebounds, two assists and one steal at Rutgers (3/5) • scored 11 points, four rebounds, three steals, one block and one assist vs. Illinois (3/9 - BTT).

#### HIGH SCHOOL:

Named an All-Southeastern Pennsylvania first team selection by the Philadelphia Inquirer • helped lead the Generals to their third state championship in his four-year career • averaged 17.6 points, 11 rebounds, 2.5 steals and 2.1 blocks per game during his senior season • picked up Pennsylvania Sports Writers Class A Player of the Year honors in 2014 and 2015.

#### PERSONAL:

Full name is Ahmad Gilbert, Jr. • parents are Tanya and Ahmad Gilbert Sr. • nickname is "JR" • has one brother, Leon • enjoys rapping and playing video games • major is undecided.

#### CAREER HIGHS

##### Minutes

36 vs. Illinois (3/9/16 - BTT)

##### Points

11 vs. Illinois (3/9/16 - BTT)

##### FG Attempts

13 at Illinois (2/28/16)

##### FG Made

5 vs. Illinois (3/9/16 - BTT)

##### FT Attempts

3 vs. Rutgers (2/23/16)

##### FT Made

2 vs. Maryland (2/18/16)

##### 3-Point FG Attempts

6 at Nebraska (1/16/16)

##### 3-Point FG Made

2 - three times; last vs. St. John's (11/18/16)

##### Rebounds

7 at Rutgers (3/5/16)

##### Assists

4 at Illinois (2/28/16)

##### Steals

4 at Nebraska (1/16/16)

##### Blocks

1 - three times; last vs. Illinois (3/9/16 - BTT)

#### 2016-17 GAME-BY-GAME

Opponent (Date)	Start	Min	Fg-Fa	3g-3a	Ft-Fta	O-D/T	PF	A	TO	Blk	Stl	Pts
UL-Lafayette (11/11)	N	3	0-0	0-0	0-0	0-1/1	2	1	1	0	0	2
UT Arlington (11/14)	N	6	2-3	1-2	0-0	0-2/2	1	0	0	0	0	5
Mount St. Mary's (11/16)	N	4	0-2	0-1	0-0	0-2/2	0	0	0	0	0	0
St. John's (11/18)	N	8	2-4	2-4	0-0	0-2/2	0	1	0	0	0	6

#### 2015-16 GAME-BY-GAME

Opponent (Date)	Start	Min	Fg-Fa	3g-3a	Ft-Fta	O-D/T	PF	A	TO	Blk	Stl	Pts	
UMKC (11/13)			DNP (Coach's Decision)										
ULM (11/15)	N	7	0-2	0-2	0-0	0-0/0	1	2	0	0	0	0	
Temple (11/19)			DNP (Coach's Decision)										
Missouri State (11/20)	N	8	2-3	1-2	0-0	0-0/0	2	0	0	0	0	5	
Texas Tech (11/22)			DNP (Coach's Decision)										
Omaha (11/27)	N	4	0-1	0-1	0-0	0-0/0	0	0	0	0	0	0	
Clemson (11/30)			DNP (Coach's Decision)										
South Dakota (12/5)	N	4	0-1	0-1	0-0	0-1/1	1	0	0	0	0	0	
South Dakota St. (12/8)	N	4	0-0	0-0	0-0	0-0/0	0	0	0	1	0	0	
Oklahoma State (12/12)	N	2	2-2	1-1	0-1	0-1/1	0	0	0	0	0	5	
Chicago State (12/16)	N	6	1-4	0-2	0-0	0-0/0	0	1	0	0	0	2	
Milwaukee (12/23)			DNP (Coach's Decision)										
Ohio State (12/30)	N	11	3-6	2-4	0-0	1-1/2	2	0	0	0	1	8	
Michigan State (1/2)	N	3	0-0	0-0	0-0	0-1/1	0	0	0	0	0	0	
Penn State (1/5)	N	13	0-1	0-1	0-0	0-1/1	1	0	0	0	0	0	
Northwestern (1/9)	N	13	0-1	0-1	1-2	0-0/0	0	0	0	0	0	1	
Nebraska (1/12)	Y	18	3-9	1-6	0-0	0-3/3	0	2	0	0	4	7	
Indiana (1/16)	Y	12	1-3	0-0	1-1	0-3/3	0	0	1	0	0	3	
Michigan (1/20)			DNP (Injury)										
Illinois (1/23)			DNP (Injury)										
Purdue (1/27)			DNP (Injury)										
Indiana (1/30)			DNP (Injury)										
Northwestern (2/4)			DNP (Injury)										
Michigan (2/10)	N	4	0-0	0-0	0-0	0-2/2	0	0	0	0	0	0	
Iowa (2/14)	N	21	3-9	2-5	0-0	2-2/4	4	2	1	0	0	8	
Maryland (2/18)	N	17	0-2	0-1	2-2	0-1/1	0	0	0	1	2	2	
Rutgers (2/23)	N	18	1-4	1-3	1-3	1-3/4	0	1	2	0	2	4	
Illinois (2/28)	Y	32	3-13	0-4	0-0	2-0/2	4	4	2	0	0	6	
Wisconsin (3/2)	Y	32	1-8	0-4	0-2	1-3/4	3	2	2	0	0	2	
Rutgers (3/5)	Y	30	3-12	1-3	0-0	2-5/7	5	2	2	0	1	7	
Illinois (3/9 - BTT)	Y	36	5-10	1-3	0-0	0-4/4	2	1	3	1	3	11	
Totals		21-6	296	28-92	10-45	5-11	9-31/40	25	17	13	3	13	71

Season	Gp	Gs	Min	Avg	3-POINT				REBOUNDS										Pts	Avg
					Fg-Fga	Pct	Fg-Fga	Pct.	Ft-Fta	Pct.	O-D/Tot	Avg	Asst	TO	Blk	ST	Pf/Dq			
2015-16	21	6	296	14.1	28-92	.304	10-45	.222	5-11	.455	9-31/40	1.9	17	13	3	13	25/1	71	3.4	
2016-17	4	0	21	5.2	4-9	.444	3-7	.429	0-0	.000	0-7/7	1.8	1	1	0	0	3/0	11	2.8	
Career	25	6	317	12.7	32-101	.317	13-52	.250	5-11	.544	9-38/47	1.9	18	14	3	13	28/1	82	3.3	



gaston  
DIEDHIU

41

FORWARD  
junior

height: 6-10  
weight: 245

Dakar, Senegal

High School  
Canarias  
Academy

F

STATS ▼

#### 2016-17 | JUNIOR SEASON:

Saw action in win over UT Arlington (11/14) • connected on a field goal for two points against Mount St. Mary's (11/16).

#### 2015-16 | SOPHOMORE SEASON:

Made first collegiate start in season opener vs. UMKC, grabbing one rebound and one steal (11/13) • recorded two points, two rebounds and a steal in win over Missouri State (11/20) • scored two points, two rebounds and a block vs. Omaha (11/27) • scored on his only field goal attempt vs. Clemson (11/30) • posted two points and a rebound at Ohio State (12/30) • scored two free throws at Nebraska (1/16) • grabbed two rebounds at Indiana (1/30) • pulled down a rebound in win over Maryland (2/18) • scored two points with a rebound and a blocked shot in win over Rutgers (2/23) • dished first career assist against Wisconsin (3/2) • scored two points, two rebounds, one block and a steal at Rutgers (3/5).

#### 2014-15 | FRESHMAN SEASON:

Joined the team on December 18 • made collegiate debut at Nebraska, playing five minutes (1/20) • grabbed a rebound against Purdue (2/7) • pulled down an offensive rebound in win at Iowa (2/12) • scored first career basket in seven minutes of action against Northwestern (2/18) • scored two points and two rebounds in win at Michigan State (2/26) • scored two points with two rebounds against Rutgers (3/11 - BTT) • posted two points and two rebounds against Ohio State (3/12 - BTT).

#### HIGH SCHOOL:

Played at the Canarias Basketball Academy in Spain under head coach Rob Orellana • prior to that, competed in Andorra along with more than three years in Torrejón, Spain.

#### PERSONAL:

Parents are Henriette Diatta and the late Jean Pierre Diedhiou • has four siblings: a twin brother Jean Pascal, and sisters Khady Anna, Marie Emilie, and brother Joe Philips • played soccer before started playing basketball at the age of 14 • enjoys hanging out with friends and dancing • major is undecided but plans to major in business.

#### 2015-16 GAME-BY-GAME

Opponent (Date)	Start	Min	Fg-Fa	3g-3a	Ft-Fta	O-D/T	PF	A	TO	Blk	Stl	Pts
UMKC (11/13)	Y	9	0-0	0-0	0-0	0-1/1	0	0	0	0	1	0
ULM (11/15)	Y	10	0-2	0-0	0-0	0-0/0	1	0	1	0	0	0
Temple (11/19)	N	5	0-1	0-0	0-0	1-1/2	1	0	0	0	0	0
Missouri State (11/20)	N	6	1-4	0-0	0-0	2-0/2	0	0	0	0	1	2
Texas Tech (11/22)	N	11	0-1	0-0	0-0	0-1/1	3	0	0	0	0	0
Omaha (11/27)	N	2	1-2	0-0	0-0	2-0/2	0	0	0	1	0	2
Clemson (11/30)	N	3	1-1	0-0	0-0	0-0/0	1	0	0	0	0	2
South Dakota (12/5)	N	2	0-1	0-0	0-0	0-0/0	1	0	0	0	0	0
South Dakota St. (12/8)			DNP (Coach's Decision)									
Oklahoma State (12/12)	N	4	0-0	0-0	0-0	0-0/0	1	0	0	0	0	0
Chicago State (12/16)	N	3	0-0	0-0	0-0	0-0/0	0	0	1	0	0	0
Milwaukee (12/23)			DNP (Coach's Decision)									
Ohio State (12/30)	N	7	1-2	0-0	0-0	0-1/1	3	0	0	0	0	2
Michigan State (1/2)	N	10	0-0	0-0	0-0	1-0/1	2	0	0	0	0	0
Penn State (1/5)	N	4	0-0	0-0	0-0	0-0/0	1	0	1	0	0	0
Northwestern (1/9)			DNP (Coach's Decision)									
Nebraska (1/12)	N	8	0-1	0-0	2-2	0-0/0	1	0	0	0	0	2
Indiana (1/16)			DNP (Coach's Decision)									
Michigan (1/20)	N	0+	0-0	0-0	1-2	0-0/0	0	0	0	0	0	1
Illinois (1/23)			DNP (Coach's Decision)									
Purdue (1/27)	N	3	0-0	0-0	0-0	0-0/0	0	0	0	0	0	0
Indiana (1/30)	N	8	0-0	0-0	0-0	1-1/2	0	0	0	0	0	2
Northwestern (2/4)	N	2	0-0	0-0	1-2	1-0/1	0	0	0	0	0	1
Michigan (2/10)			DNP (Coach's Decision)									
Iowa (2/14)	N	1	0-0	0-0	0-0	0-0/0	1	0	0	0	0	0
Maryland (2/18)	N	3	0-0	0-0	0-0	0-1/1	0	0	0	0	0	0
Rutgers (2/23)	N	3	1-1	0-0	0-0	0-1/1	0	0	0	1	0	2
Illinois (2/28)			DNP (Coach's Decision)									
Wisconsin (3/2)	N	4	0-0	0-0	0-0	0-0/0	1	1	0	0	0	0
Rutgers (3/5)	N	12	1-1	0-0	0-0	1-1/2	2	0	1	1	1	2
Illinois (3/9 - BTT)	N	6	0-1	0-0	1-2	0-1/1	1	0	0	0	0	1
Totals		24-2	126	6-18	0-0	5-8	9-9/18	22	1	4	3	17

#### CAREER HIGHS

##### Minutes

12 at Rutgers (3/5/16)

##### Points

2 - 12 times; last vs. Mount St. Mary's (11/16/16)

##### FG Attempts

4 vs. Missouri State (11/20/15)

##### FG Made

1 - 11 times; last vs. Mount St. Mary's (11/16/16)

##### FT Attempts

2 - three times; last at Northwestern (2/4/16)

##### FT Made

2 at Nebraska (1/16/16)

##### 3-Point FG Attempts

1 - four times; last vs. Ohio State (3/12/15 - BTT)

##### 3-Point FG Made

—

##### Rebounds

2 - eight times; last at Rutgers (3/5/16)

##### Assists

1 vs. Wisconsin (3/2/16)

##### Steals

1 - three times; last at Rutgers (3/5/16)

##### Blocks

1 - three times; last at Rutgers (3/5/16)


#### 2016-17 GAME-BY-GAME

Opponent (Date)	Start	Min	Fg-Fa	3g-3a	Ft-Fta	O-D/T	PF	A	TO	Blk	Stl	Pts
UL-Lafayette (11/11)			DNP (Coach's Decision)									
UT Arlington (11/14)	N	1	0-0	0-0	0-0	0-0/0	0	0	0	0	0	0
Mount St. Mary's (11/16)	N	3	1-1	0-0	0-0	0-0/0	0	0	0	0	0	2
St. John's (11/18)			DNP (Coach's Decision)									

#### 2014-15 GAME-BY-GAME STATS

Opponent (Date)	Start	Min	Fg-Fa	3g-3a	Ft-Fta	O-D/T	PF	A	TO	Blk	Stl	Pts
Seattle (12/19)			DNP (Coach's Decision)									
Furman (12/22)			DNP (Coach's Decision)									
UNCW (12/27)			DNP (Coach's Decision)									
Purdue (12/31)			DNP (Coach's Decision)									
Maryland (1/3)			DNP (Coach's Decision)									
Ohio State (1/6)			DNP (Coach's Decision)									
Michigan (1/10)			DNP (Coach's Decision)									
Iowa (1/13)			DNP (Coach's Decision)									
Rutgers (1/17)			DNP (Coach's Decision)									
Nebraska (1/20)	N	5	0-0	0-0	0-0	0-0/0	1	0	0	0	0	0
Illinois (1/24)	N	1	0-0	0-0	0-0	0-0/0	0	0	0	0	0	0
Penn State (1/28)			DNP (Coach's Decision)									
Nebraska (1/31)	N	1	0-0	0-0	0-0	0-0/0	0	0	0	0	0	0
Purdue (2/7)	N	4	0-0	0-0	0-0	0-1/1	0	0	0	0	0	0
Iowa (2/12)	N	6	0-0	0-0	0-0	1-0/1	0	0	0	0	0	0
Indiana (2/15)	N	2	0-0	0-0	0-0	0-0/0	0	0	1	0	0	0
Northwestern (2/18)	N	7	1-2	0-0	0-0	0-0/0	1	0	0	0	0	2
Wisconsin (2/21)	N	10	0-1	0-1	0-0	0-0/0	4	0	2	0	0	0
Michigan State (2/26)	N	9	1-2	0-1	0-1	0-2/2	0	0	0	0	0	2
Wisconsin (3/5)	N	7	0-0	0-0	0-0	0-1/1	1	0	0	0	0	0
Penn State (3/8)	N	4	0-1	0-1	0-0	0-0/0	0	0	1	0	0	0
Rutgers (3/11 - BTT)	N	5	1-1	0-0	0-0	1-1/2	1	0	1	0	0	2
Ohio State (3/12 - BTT)	N	7	1-2	0-1	0-0	2-0/2	1	0	0	0	0	2
Totals		13-0	68	4-9	0-4	4-5/9	9	0	5	0	0	8

Season	Gp	Gs	Min	Avg	3-POINT				REBOUNDS				Asst	TO	Blk	ST	Pf/Dq	Pts	Avg
					Fg-Fga	Pct	Fg-Fga	Pct	Ft-Fta	Pct	O-D/Tot	Avg							
2014-15	13	0	68	5.2	4-9	.444	0-4	.000	0-1	.000	4-5/9	0.7	0	5	0	0	9/0	8	0.6
2015-16	24	2	126	5.2	6-18	.333	0-0	.000	5-8	.625	9-9/18	0.8	1	4	3	3	22/0	17	0.7
2016-17	2	0	4	2.0	1-1	1.000	0-0	.000	0-0	.000	0-0/0	0.0	0	0	0	0	0/0	2	1.0
Career	39	2	198	5.1	11-28	.393	0-4	.000	5-9	.556	13-14/27	0.7	1	9	3	3	31/0	27	0.7



michael  
**HURT**

42

**FORWARD**  
freshman

height: 6-7  
weight: 200

Rochester, Minn.

High School  
John Marshall

F

**STATS ▼**

#### 2016-17 | FRESHMAN SEASON:

Made Gopher debut with two points, one rebound and an assist vs. UL-Lafayette (11/11) • played 12 minutes against Mount St. Mary's (11/16) • scored two points against St. John's (11/18).

#### HIGH SCHOOL:

Finished as the Minnesota Mr. Basketball runner-up his senior season to Gophers teammate Amir Coffey • earned All-Big 9 Conference First team honors his sophomore, junior and senior years and was named first team All-State in 2016 • averaged 19.1 points, 9.2 rebounds and 7.9 assists per game during senior season in which he finished as the Rockets' all-time leading scorer • helped lead team to two conference titles (2015, 2016) • was rated a three-star and top-150 prospect • led the team his junior year averaging 20.5 points, 8.3 rebounds and 3.6 assists per game • completed high school career as four-year letterwinner with record of 91-24 • graduated with a 4.0 grade point average and earned honors diploma • member of National Honor Society.

#### PERSONAL:

Parents are Jennifer and Richard Hurt Jr. • has two siblings, brother Matthew and sister Katie • lists watching movies and collecting shoes as hobbies • major is undecided.

#### CAREER HIGHS

##### Minutes

12 - twice; last vs. Mount St. Mary's (11/16/16)

##### Points

2 - twice; last vs. St. John's (11/18/16)

##### FG Attempts

2 - three times; last vs. St. John's (11/18/16)

##### FG Made

1 vs. St. John's (11/18/16)

##### FT Attempts

2 vs. UL-Lafayette (11/11/16)

##### FT Made

2 vs. UL-Lafayette (11/11/16)

##### 3-Point FG Attempts

2 - twice; last vs. Mount St. Mary's (11/16/16)

##### 3-Point FG Made

—

##### Rebounds

1 vs. UL-Lafayette (11/11/16)

##### Assists

1 vs. UL-Lafayette (11/11/16)

##### Steals

—

##### Blocks

—

#### 2016-17 GAME-BY-GAME

Opponent (Date)	Start	Min	Fg-Fa	3g-3a	Ft-Fta	O-D/T	PF	A	TO	Blk	Stl	Pts
UL-Lafayette (11/11)	N	12	0-2	0-2	2-2	0-1/1	2	1	1	0	0	2
UT Arlington (11/14)	N	1	0-0	0-0	0-0	0-0/0	0	0	0	0	0	0
Mount St. Mary's (11/16)	N	12	0-2	0-2	0-0	0-0/0	1	0	1	0	0	0
St. John's (11/18)	N	6	1-2	0-0	0-0	0-0/0	1	0	0	0	0	2

Season	Gp	Gs	Min	Avg	3-POINT			REBOUNDS					Asst	TO	Blk	ST	Pfr/Dq	Pts	Avg
					Fg-Fga	Pct	Pct.	Ft-Fta	Pct.	O-D/Tot	Avg								
2016-17	4	0	31	7.8	1-6	.167	0-4	.000	2-2	1.000	0-1/1	0.3	1	2	0	0	4/0	4	1.0
Career	4	0	31	7.8	1-6	.167	0-4	.000	2-2	1.000	0-1/1	0.3	1	2	0	0	4/0	4	1.0



## #2 NATE MASON CAREER GAME-BY-GAME STATS

### 2015-16 GAME-BY-GAME

Opponent (Date)	Start	Min	Fg-Fa	3g-3a	Ft-Fta	O-D/T	PF	A	TO	Blk	Stl	Pts
UMKC (11/13)	Y	36	4-12	2-6	1-1	0-3/3	2	7	1	1	2	11
ULM (11/15)	Y	33	5-10	1-4	1-1	0-4/4	2	4	1	0	1	12
Temple (11/19)	Y	34	4-11	1-4	11-12	1-1/2	5	5	1	0	0	20
Missouri State (11/20)	Y	34	3-10	3-6	0-0	1-2/3	1	4	2	0	0	9
Texas Tech (11/22)	Y	23	2-9	0-4	2-2	0-0/0	4	0	2	0	1	6
Omaha (11/27)	Y	36	6-12	2-5	2-6	1-2/3	1	8	2	0	1	16
Clemson (11/30)	Y	27	4-7	1-3	8-10	0-2/2	2	8	2	0	0	17
South Dakota (12/5)	Y	42	4-17	2-6	1-2	0-3/3	2	0	4	0	2	11
South Dakota St. (12/8)	Y	32	5-11	3-5	5-5	0-2/2	3	5	1	0	2	18
Oklahoma State (12/12)	Y	34	6-11	0-4	2-2	0-0/0	1	3	1	0	2	14
Chicago State (12/16)	Y	33	3-7	2-4	2-2	0-2/2	0	7	2	0	2	10
Milwaukee (12/23)	Y	25	3-10	0-4	0-0	0-2/2	4	2	1	0	0	6
Ohio State (12/30)	Y	28	4-14	0-3	2-2	2-3/5	0	1	1	0	0	10
Michigan State (1/2)	Y	33	5-17	3-7	3-4	2-4/6	2	3	0	0	0	16
Penn State (1/5)	Y	34	7-13	1-4	4-4	0-3/3	4	3	3	0	2	19
Northwestern (1/9)	Y	37	4-12	3-7	2-2	0-1/1	2	6	1	0	0	13
Nebraska (1/12)	Y	26	3-7	0-1	2-2	0-0/0	3	0	4	0	0	8
Indiana (1/16)	Y	22	1-4	1-2	2-4	0-2/2	2	5	2	0	0	5
Michigan (1/20)	Y	31	9-16	1-4	6-6	0-3/3	4	5	3	0	1	25
Illinois (1/23)	Y	42	7-18	5-10	0-0	0-5/5	1	7	3	0	1	19
Purdue (1/27)	Y	35	6-15	0-3	3-6	0-3/3	1	12	1	0	0	15
Indiana (1/30)	Y	39	8-21	0-7	5-8	0-5/5	3	5	0	0	2	21
Northwestern (2/4)	Y	33	3-12	2-6	0-0	0-2/2	0	2	2	0	0	8
Michigan (2/10)	Y	33	6-14	2-5	5-6	1-3/4	2	5	0	0	2	19
Iowa (2/14)	Y	34	7-15	0-4	0-0	0-3/3	2	6	1	0	1	14
Maryland (2/18)	Y	36	5-15	3-5	5-6	0-6/6	0	6	3	0	2	18
Rutgers (2/23)	Y	26	6-14	1-6	0-0	0-2/2	0	2	2	0	0	13
Illinois (2/28)	DNP (Suspension - Violation of Team Rules)											
Wisconsin (3/2)	DNP (Suspension - Violation of Team Rules)											
Rutgers (3/5)	DNP (Suspension - Violation of Team Rules)											
Illinois (3/9 - BTT)	DNP (Suspension - Violation of Team Rules)											
Totals	27-27	880	130-334	39-129	74-93	8-68/76	53	121	46	1	24	373

### 2014-15 GAME-BY-GAME

Opponent (Date)	Start	Min	Fg-Fa	3g-3a	Ft-Fta	O-D/T	PF	A	TO	Blk	Stl	Pts	
Louisville (11/14)	N	20	2-5	0-2	6-10	1-4/5	4	2	2	0	0	10	
Western Ky. (11/18)	N	20	4-5	2-2	0-1	0-5/5	0	1	1	1	1	10	
Franklin Pierce (11/20)	N	23	6-12	3-3	0-0	1-3/4	3	5	1	0	2	15	
UMBC (11/22)	N	18	3-8	2-6	0-0	0-5/5	2	4	1	0	1	8	
St. John's (11/26)	N	26	4-7	2-2	5-5	1-3/4	3	2	1	0	2	15	
Georgia (11/28)	N	21	1-7	1-4	0-0	0-3/3	4	3	0	0	1	3	
Wake Forest (12/2)	N	27	2-9	0-3	2-2	0-5/5	1	4	0	0	2	6	
Western Carolina (12/5)	N	29	4-6	3-5	0-0	0-2/2	0	5	3	0	2	11	
North Dakota (12/8)	N	27	4-9	1-3	2-4	0-4/4	3	8	1	0	6	11	
Southern (12/10)	N	21	1-5	0-0	1-3	0-3/3	1	2	0	0	0	3	
Seattle (12/19)	N	25	6-11	2-5	1-2	0-3/3	2	1	2	0	6	15	
Furman (12/22)	N	22	5-7	4-5	0-0	0-0/0	2	0	0	0	4	14	
UNCW (12/27)	N	25	7-13	2-3	2-3	0-2/2	0	2	1	0	5	18	
Purdue (12/31)	N	26	4-9	2-5	2-4	0-3/3	2	2	0	0	1	12	
Maryland (1/3)	N	22	1-7	0-2	0-0	2-3/5	2	1	1	0	1	2	
Ohio State (1/6)	N	32	2-7	0-3	3-5	0-1/1	2	2	1	0	1	7	
Michigan (1/10)	N	21	3-5	1-2	1-3	2-3/5	4	3	1	0	1	8	
Iowa (1/13)	Y	33	7-12	1-3	2-3	2-2/4	0	4	0	0	3	17	
Rutgers (1/17)	Y	35	3-10	2-6	1-2	1-1/2	3	5	1	1	5	9	
Nebraska (1/20)	Y	29	1-5	1-1	0-0	0-2/2	2	1	2	0	3	3	
Illinois (1/24)	N	28	1-7	1-4	7-8	1-2/3	0	6	2	0	0	10	
Penn State (1/28)	N	18	2-8	1-3	0-0	0-1/1	2	1	1	0	2	5	
Nebraska (1/31)	N	25	2-6	1-3	3-4	0-0/0	2	1	1	0	1	8	
Purdue (2/7)	N	26	3-10	0-1	1-2	0-1/1	3	2	0	0	1	7	
Iowa (2/12)	N	26	4-10	1-3	3-7	0-1/1	0	2	0	0	1	12	
Indiana (2/15)	N	28	1-6	1-2	0-0	1-1/2	1	1	2	0	0	3	
Northwestern (2/18)	N	24	5-10	2-4	3-3	1-3/4	1	0	3	0	0	15	
Wisconsin (2/21)	Y	26	5-11	1-3	0-0	1-2/3	1	5	1	0	0	11	
Michigan State (2/26)	Y	32	3-10	1-5	2-4	0-1/1	2	5	1	1	2	9	
Wisconsin (3/5)	Y	32	6-12	3-5	0-0	0-3/3	1	3	2	0	0	15	
Penn State (3/8)	N	32	3-10	0-3	1-1	1-2/3	2	4	2	0	1	7	
Rutgers (3/11 - BTT)	Y	32	6-9	0-3	3-5	0-1/1	1	2	1	0	3	15	
Ohio State (3/12 - BTT)	Y	31	4-13	1-4	0-2	2-2/4	2	3	1	0	1	9	
Totals		33-8	862	115-281	42-108	51-83	17-77/94	58	92	36	3	59	323

## #21 BAKARY KONATÉ CAREER GAME-BY-GAME STATS

### 2015-16 GAME-BY-GAME

Opponent (Date)	Start	Min	Fg-Fa	3g-3a	Ft-Fta	O-D/T	PF	A	TO	Blk	Stl	Pts	
UMKC (11/13)	N	6	1-1	0-0	0-1	1-1/2	1	0	0	3	1	2	
ULM (11/15)	N	20	3-5	0-1	0-1	1-1/2	2	0	1	1	0	6	
Temple (11/19)	Y	22	3-5	0-0	3-3	1-2/3	4	0	0	2	0	9	
Missouri State (11/20)	Y	24	3-4	0-0	2-4	1-4/5	4	1	1	0	0	8	
Texas Tech (11/22)	Y	14	1-2	0-0	0-0	3-0/3	4	0	3	0	0	2	
Omaha (11/27)	Y	25	5-8	0-0	4-4	3-7/10	1	2	0	3	0	14	
Clemson (11/30)	Y	17	0-3	0-0	0-0	0-0/0	0	0	0	0	0	0	
South Dakota (12/5)	Y	21	1-1	0-0	2-2	1-1/2	2	0	2	4	0	4	
South Dakota St. (12/8)	Y	29	1-5	0-0	2-4	2-8/10	0	0	0	3	1	4	
Oklahoma State (12/12)	Y	21	1-1	0-0	0-2	3-3/6	5	0	2	1	0	2	
Chicago State (12/16)	Y	20	0-2	0-0	2-4	1-1/2	4	0	3	1	0	2	
Milwaukee (12/23)	Y	27	1-4	0-0	1-2	2-9/11	0	1	3	1	1	3	
Ohio State (12/30)	Y	15	0-1	0-0	0-0	0-1/1	3	0	1	0	0	0	
Michigan State (1/2)	Y	21	3-4	0-0	0-0	3-3/6	4	0	2	2	1	6	
Penn State (1/5)	Y	20	2-2	0-0	0-0	2-0/2	4	1	0	1	1	4	
Northwestern (1/9)	Y	34	5-8	0-0	2-2	2-1/3	4	1	1	1	0	12	
Nebraska (1/12)	Y	21	2-4	0-0	1-2	1-1/2	3	0	1	1	0	5	
Indiana (1/16)	Y	15	2-3	0-0	0-0	0-2/2	2	0	0	1	0	4	
Michigan (1/20)	Y	15	1-2	0-0	0-0	1-3/4	3	1	1	0	0	2	
Illinois (1/23)	Y	11	1-1	0-0	0-0	0-1/1	1	0	1	0	0	2	
Purdue (1/27)	Y	24	4-10	0-0	0-0	1-6/7	4	0	1	0	1	8	
Indiana (1/30)	Y	22	3-4	0-0	2-2	3-4/7	4	0	0	1	0	8	
Northwestern (2/4)	Y	35	0-1	0-0	6-6	0-7/7	2	0	1	1	0	6	
Michigan (2/10)	Y	21	2-2	0-0	0-0	1-4/5	4	0	1	1	0	4	
Iowa (2/14)	Y	30	2-3	0-0	1-3	2-7/9	4	0	1	1	0	5	
Maryland (2/18)	Y	20	0-2	0-0	0-0	0-4/4	3	1	3	2	0	0	
Rutgers (2/23)	Y	11	0-0	0-0	1-2	0-2/2	3	0	1	0	0	1	
Illinois (2/28)	N	23	1-3	0-0	0-0	1-6/7	3	2	1	0	0	2	
Wisconsin (3/2)	N	27	1-2	0-0	3-6	5-9/14	2	0	2	0	0	5	
Rutgers (3/5)	Y	29	3-8	0-0	4-4	5-6/11	3	0	1	0	0	10	
Illinois (3/9 - BTT)	Y	34	3-8	0-0	2-2	2-5/7	2	2	2	0	0	8	
Totals		31-26	673	55-109	0-1	38-56	48-109/157	85	12	36	31	6	148

### 2014-15 GAME-BY-GAME

Opponent (Date)	Start	Min	Fg-Fa	3g-3a	Ft-Fta	O-D/T	PF	A	TO	Blk	Stl	Pts
Louisville (11/14)	N	6	1-2	0-0	0-0	0-1/1	2	0	1	0	0	2
Western Ky. (11/18)	N	6	0-0	0-0	0-3	0-2/2	0	0	1	1	0	0
Franklin Pierce (11/20)	N	22	2-3	0-0	2-2	0-2/2	4	0	0	1	4	6
UMBC (11/22)	N	2	0-1	0-0	0-0	0-0/0	1	0	0	0	0	0
St. John's (11/26)	DNP (Coach's Decision)											
Georgia (11/28)	N	1	0-0	0-0	0-0	0-0/0	0	0	0	0	0	0
Wake Forest (12/2)	N	2	0-0	0-0	0-0	0-0/0	0	0	0	0	0	0
Western Carolina (12/5)	DNP (Coach's Decision)											
North Dakota (12/8)	N	9	1-1	0-0	0-0	0-1/1	4	0	3	1	1	2
Southern (12/10)	N	23	0-3	0-0	6-8	4-2/6	4	0	2	0	1	6
Seattle (12/19)	N	16	3-4	0-0	3-6	3-5/8	2	2	1	2	0	9
Furman (12/22)	N	8	1-2	0-0	2-5	3-0/3	0	1	0	1	0	4
UNCW (12/27)	N	10	0-1	0-0	0-0	0-2/2	1	0	1	1	1	0

# Minnesota Basketball

## 2015-16 Game by Game Summary as of Wed, Mar 09, 2016

\* Conference Games

Opponent	Date	Total		3 Pt		FT-FTA	Pct	Rebounds			PF	DQ	A	TO	BLK	STL	Pts	By Period
		FG-FGA	Pct	FG-FGA	Pct			Off	Def	Tot								
at Minnesota UMKC	Nov 13	25-55	0.455	12-28	0.429	14-20	0.700	8	29	37	12	0	20	13	7	6	76	32-44
		20-62	0.323	12-24	0.500	6-11	0.545	16	26	42	20	-	13	17	1	10	58	30-28
at Minnesota La.-Monroe	Nov 15	22-58	0.379	3-22	0.136	20-22	0.909	9	32	41	19	0	12	12	4	4	67	38-29
		21-62	0.339	3-16	0.188	11-16	0.688	14	29	43	22	-	7	17	2	6	56	25-31
Minnesota Temple	Nov 19	19-50	0.380	6-18	0.333	26-32	0.812	9	27	36	21	1	8	11	6	3	70	26-44
		23-61	0.377	10-23	0.435	19-26	0.731	13	24	37	26	1	18	10	1	3	75	31-44
Minnesota Missouri State	Nov 20	25-56	0.446	13-23	0.565	11-19	0.579	8	26	34	23	1	15	12	6	3	74	44-30
		19-54	0.352	5-18	0.278	26-37	0.703	13	27	40	20	1	13	11	4	5	69	31-38
Minnesota Texas Tech	Nov 22	24-57	0.421	4-20	0.200	16-19	0.842	11	20	31	26	0	7	14	1	6	68	28-40
		27-56	0.482	6-13	0.462	21-29	0.724	10	25	35	19	1	14	12	2	3	81	34-47
at Minnesota Neb.-Omaha	Nov 27	32-65	0.492	11-20	0.550	18-30	0.600	11	27	38	15	0	21	9	8	8	93	41-52
		36-75	0.480	7-23	0.304	11-15	0.733	14	29	43	24	-	20	11	3	8	90	42-48
at Minnesota Clemson	Nov 30	29-55	0.527	7-17	0.412	24-30	0.800	11	20	31	13	0	18	6	4	7	89	36-53
		29-54	0.537	14-28	0.500	11-15	0.733	7	18	25	24	-	21	11	4	4	83	42-41
at Minnesota South Dakota	Dec 05	24-68	0.353	6-24	0.250	27-35	0.771	18	32	50	21	1	14	17	7	7	81	29-30-22
		33-71	0.465	6-19	0.316	13-19	0.684	9	32	41	28	1	22	13	3	6	85	35-24-26
at Minnesota South Dakota State	Dec 08	21-57	0.368	8-17	0.471	20-25	0.800	10	22	32	15	0	10	9	5	9	70	22-48
		30-61	0.492	11-19	0.579	13-14	0.929	10	30	40	21	-	16	11	5	4	84	45-39
Minnesota Oklahoma State	Dec 12	19-55	0.345	4-22	0.182	18-27	0.667	12	25	37	22	2	5	10	3	6	60	30-30
		20-53	0.377	4-14	0.286	18-24	0.750	11	29	40	21	1	13	12	1	3	62	28-34
at Minnesota Chicago State	Dec 16	21-54	0.389	8-26	0.308	20-32	0.625	15	28	43	10	0	15	8	7	8	70	32-38
		20-61	0.328	7-22	0.318	5-6	0.833	13	27	40	23	-	12	14	4	3	52	24-28
at Minnesota Milwaukee	Dec 23	28-64	0.438	5-17	0.294	4-11	0.364	9	22	31	16	0	13	11	4	4	65	32-33
		30-59	0.508	5-17	0.294	9-12	0.750	9	32	41	16	-	16	14	5	2	74	37-37
Minnesota at Ohio State*	Dec 30	21-58	0.362	6-18	0.333	15-23	0.652	10	25	35	22	0	8	9	0	5	63	34-29
		29-57	0.509	5-15	0.333	15-22	0.682	10	33	43	18	-	24	12	4	2	78	37-41
at Minnesota Michigan State*	Jan 02	22-65	0.338	5-20	0.250	12-19	0.632	16	17	33	21	1	11	4	2	5	61	29-32
		24-49	0.490	4-13	0.308	17-20	0.850	10	33	43	21	-	16	11	7	0	69	32-37
Minnesota at Penn State*	Jan 05	25-48	0.521	11-20	0.550	16-21	0.762	5	21	26	24	1	11	17	1	5	77	36-41
		28-55	0.509	7-21	0.333	23-31	0.742	10	18	28	18	-	15	10	2	8	86	32-54
at Minnesota Northwestern*	Jan 09	18-46	0.391	5-18	0.278	11-14	0.786	3	14	17	13	0	12	11	2	4	52	26-26
		28-50	0.560	11-25	0.440	10-11	0.909	8	25	33	13	-	18	13	3	6	77	32-45
Minnesota at Nebraska*	Jan 12	21-52	0.404	3-18	0.167	14-18	0.778	7	15	22	19	1	7	16	3	7	59	26-33
		30-58	0.517	5-18	0.278	19-24	0.792	16	25	41	19	-	17	15	4	9	84	47-37
at Minnesota Indiana*	Jan 16	19-46	0.413	6-13	0.462	19-30	0.633	5	26	31	17	0	13	14	4	5	63	34-29
		26-63	0.413	8-25	0.320	10-12	0.833	12	27	39	22	-	14	13	5	6	70	34-36
Minnesota at Michigan*	Jan 20	25-59	0.424	6-22	0.273	13-17	0.765	7	31	38	22	0	10	12	4	1	69	30-39
		23-63	0.365	9-31	0.290	19-23	0.826	9	29	38	18	-	9	6	2	4	74	37-37
at Minnesota Illinois*	Jan 23	27-69	0.391	11-36	0.306	6-12	0.500	8	30	38	19	0	21	13	1	6	71	30-30-11
		27-62	0.435	6-18	0.333	16-22	0.727	10	39	49	15	-	17	14	1	4	76	35-25-16
at Minnesota Purdue*	Jan 27	26-52	0.500	1-10	0.100	11-21	0.524	4	24	28	19	1	18	10	6	5	64	26-38
		24-57	0.421	5-16	0.312	15-19	0.789	11	28	39	19	-	13	14	5	3	68	33-35
Minnesota at Indiana*	Jan 30	28-68	0.412	2-18	0.111	10-17	0.588	10	25	35	23	0	11	4	2	7	68	27-41
		26-57	0.456	2-18	0.111	20-26	0.769	10	32	42	16	-	12	11	6	2	74	39-35
Minnesota at Northwestern*	Feb 04	16-48	0.333	4-18	0.222	22-30	0.733	9	21	30	13	0	8	10	1	2	58	23-35
		29-54	0.537	12-27	0.444	12-19	0.632	6	24	30	24	-	16	9	6	6	82	37-45
at Minnesota Michigan*	Feb 10	27-58	0.466	4-19	0.211	16-19	0.842	7	26	33	14	1	14	7	3	6	74	28-46
		28-52	0.538	14-25	0.560	12-20	0.600	3	25	28	17	-	17	10	2	6	82	42-40
Minnesota at Iowa*	Feb 14	25-65	0.385	6-22	0.273	15-20	0.750	14	28	42	26	1	12	9	3	2	71	28-43
		24-57	0.421	6-19	0.316	21-30	0.700	10	28	38	21	-	17	8	7	2	75	34-41
at Minnesota Maryland*	Feb 18	20-60	0.333	8-23	0.348	20-23	0.870	11	29	40	17	0	12	11	4	9	68	40-28
		21-56	0.375	7-19	0.368	14-19	0.737	9	32	41	21	-	10	15	9	5	63	29-34
at Minnesota Rutgers*	Feb 23	30-65	0.462	9-22	0.409	14-24	0.583	14	31	45	15	0	18	14	6	12	83	32-51
		22-54	0.407	5-7	0.714	12-22	0.545	8	27	35	19	-	8	21	6	8	61	31-30
Minnesota at Illinois*	Feb 28	27-61	0.443	8-20	0.400	9-11	0.818	12	20	32	20	1	9	17	2	3	71	40-31
		28-49	0.571	10-22	0.455	18-22	0.818	2	19	21	16	-	18	13	6	13	84	32-52
at Minnesota Wisconsin*	Mar 02	16-48	0.333	3-17	0.176	14-21	0.667	12	22	34	18	0	11	13	2	3	49	24-25
		24-52	0.462	7-20	0.350	7-14	0.500	11	23	34	20	-	12	11	6	6	62	40-22
Minnesota at Rutgers*	Mar 05	22-73	0.301	2-17	0.118	6-9	0.667	20	22	42	17	1	8	16	4	7	52	15-37
		26-59	0.441	8-15	0.533	15-22	0.682	14	32	46	14	-	14	16	3	14	75	40-35
Minnesota Illinois	Mar 09	20-51	0.392	4-12	0.333	8-12	0.667	5	21	26	14	0	7	15	1	5	52	22-30
		32-58	0.552	14-26	0.538	7-9	0.778	5	30	35	13	1	19	9	0	11	85	38-47

**Minnesota Basketball**  
**2016-17 Team Highs & Lows as of Fri, Nov 18, 2016**  
**All Games**

**Minnesota**

Statistic	Highs	Date	Opponent	Statistic	Lows	Date	Opponent
Points	92	Nov 18	St. John's (N.Y.)	Points	80	Nov 16	Mt. St. Mary's
FG Made	31	Nov 16	Mt. St. Mary's	FG Made	25	Nov 14	Texas-Arlington
		Nov 18	St. John's (N.Y.)	FG Attempt	53	Nov 11	La.-Lafayette
FG Attempt	71	Nov 18	St. John's (N.Y.)	FG %	0.417	Nov 14	Texas-Arlington (25-60)
FG %	0.574	Nov 16	Mt. St. Mary's (31-54)	3FG Made	4	Nov 14	Texas-Arlington
3FG Made	10	Nov 11	La.-Lafayette			Nov 16	Mt. St. Mary's
3FG Att.	25	Nov 11	La.-Lafayette	3FG Att.	15	Nov 16	Mt. St. Mary's
3FG %	0.412	Nov 18	St. John's (N.Y.) (7-17)	3FG %	0.174	Nov 14	Texas-Arlington (4-23)
FT Made	30	Nov 14	Texas-Arlington	FT Made	14	Nov 16	Mt. St. Mary's
FT Attempt	40	Nov 14	Texas-Arlington	FT Attempt	23	Nov 16	Mt. St. Mary's
FT %	0.793	Nov 18	St. John's (N.Y.) (23-29)	FT %	0.609	Nov 16	Mt. St. Mary's (14-23)
Off. Reb.	15	Nov 14	Texas-Arlington	Off. Reb.	8	Nov 11	La.-Lafayette
Def. Reb.	38	Nov 16	Mt. St. Mary's			Nov 16	Mt. St. Mary's
Tot. Reb.	47	Nov 14	Texas-Arlington	Def. Reb.	31	Nov 11	La.-Lafayette
Assist	19	Nov 16	Mt. St. Mary's			Nov 18	St. John's (N.Y.)
Turnover	19	Nov 11	La.-Lafayette	Tot. Reb.	39	Nov 11	La.-Lafayette
Block	11	Nov 18	St. John's (N.Y.)	Assist	14	Nov 14	Texas-Arlington
Steal	7	Nov 14	Texas-Arlington	Turnover	6	Nov 18	St. John's (N.Y.)
Foul	26	Nov 11	La.-Lafayette	Block	5	Nov 11	La.-Lafayette
Foul Out	1	Nov 18	St. John's (N.Y.)			Nov 16	Mt. St. Mary's
				Steal	3	Nov 16	Mt. St. Mary's
				Foul	17	Nov 16	Mt. St. Mary's
				Foul Out	0	Nov 11	La.-Lafayette
						Nov 14	Texas-Arlington (3 times total)

**Minnesota**

Statistic	Highs	Date	Opponent	Statistic	Lows	Date	Opponent
Points	92	Nov 18	St. John's (N.Y.)	Points	80	Nov 16	Mt. St. Mary's
FG Made	31	Nov 16	Mt. St. Mary's	FG Made	25	Nov 14	Texas-Arlington
		Nov 18	St. John's (N.Y.)	FG Attempt	53	Nov 11	La.-Lafayette
FG Attempt	71	Nov 18	St. John's (N.Y.)	FG %	0.417	Nov 14	Texas-Arlington (25-60)
FG %	0.574	Nov 16	Mt. St. Mary's (31-54)	3FG Made	4	Nov 14	Texas-Arlington
3FG Made	10	Nov 11	La.-Lafayette			Nov 16	Mt. St. Mary's
3FG Att.	25	Nov 11	La.-Lafayette	3FG Att.	15	Nov 16	Mt. St. Mary's
3FG %	0.412	Nov 18	St. John's (N.Y.) (7-17)	3FG %	0.174	Nov 14	Texas-Arlington (4-23)
FT Made	30	Nov 14	Texas-Arlington	FT Made	14	Nov 16	Mt. St. Mary's
FT Attempt	40	Nov 14	Texas-Arlington	FT Attempt	23	Nov 16	Mt. St. Mary's
FT %	0.793	Nov 18	St. John's (N.Y.) (23-29)	FT %	0.609	Nov 16	Mt. St. Mary's (14-23)
Off. Reb.	15	Nov 14	Texas-Arlington	Off. Reb.	8	Nov 11	La.-Lafayette
Def. Reb.	38	Nov 16	Mt. St. Mary's			Nov 16	Mt. St. Mary's
Tot. Reb.	47	Nov 14	Texas-Arlington	Def. Reb.	31	Nov 11	La.-Lafayette
Assist	19	Nov 16	Mt. St. Mary's			Nov 18	St. John's (N.Y.)
Turnover	19	Nov 11	La.-Lafayette	Tot. Reb.	39	Nov 11	La.-Lafayette
Block	11	Nov 18	St. John's (N.Y.)	Assist	14	Nov 14	Texas-Arlington
Steal	7	Nov 14	Texas-Arlington	Turnover	6	Nov 18	St. John's (N.Y.)
Foul	26	Nov 11	La.-Lafayette	Block	5	Nov 11	La.-Lafayette
Foul Out	1	Nov 18	St. John's (N.Y.)			Nov 16	Mt. St. Mary's
				Steal	3	Nov 16	Mt. St. Mary's
				Foul	17	Nov 16	Mt. St. Mary's
				Foul Out	0	Nov 11	La.-Lafayette
						Nov 14	Texas-Arlington (3 times total)

**Minnesota Basketball**  
**2016-17 Individual Highs as of Fri, Nov 18, 2016**  
**All Games**

**Minnesota**

Statistic		Player	Date	Opponent
Points	30	Coffey, Amir	Nov 18	St. John's (N.Y.) (9-14,1-4,11-12)
	18	Murphy, Jordan	Nov 16	Mt. St. Mary's (8-9,0-0,2-7)
	18	McBrayer, Dupree	Nov 18	St. John's (N.Y.) (6-12,2-2,4-5)
FG Made	9	Coffey, Amir	Nov 18	St. John's (N.Y.) (9-14)
	8	Murphy, Jordan	Nov 16	Mt. St. Mary's (8-9)
	6	McBrayer, Dupree	Nov 11	La.-Lafayette (6-9) (& 2 others)
FG Attempt	14	Coffey, Amir	Nov 18	St. John's (N.Y.) (9-14)
	12	Mason, Nate	Nov 14	Texas-Arlington (4-12)
	12	McBrayer, Dupree	Nov 18	St. John's (N.Y.) (6-12)
FG % (min 5 FG)	1.000	McBrayer, Dupree	Nov 16	Mt. St. Mary's (5-5)
	0.889	Murphy, Jordan	Nov 16	Mt. St. Mary's (8-9)
	0.833	Lynch, Reggie	Nov 14	Texas-Arlington (5-6)
3FG Made	3	McBrayer, Dupree	Nov 11	La.-Lafayette (3-5)
	3	Springs, Akeem	Nov 11	La.-Lafayette (3-8)
	2	Mason, Nate	Nov 11	La.-Lafayette (2-6) (& 5 others)
3FG Att.	8	Springs, Akeem	Nov 11	La.-Lafayette (3-8)
	7	Mason, Nate	Nov 14	Texas-Arlington (2-7)
	6	Mason, Nate	Nov 11	La.-Lafayette (2-6)
3FG % (min 3 FG)	0.600	McBrayer, Dupree	Nov 11	La.-Lafayette (3-5)
	0.375	Springs, Akeem	Nov 11	La.-Lafayette (3-8)
FT Made	11	Coffey, Amir	Nov 18	St. John's (N.Y.) (11-12)
	7	Murphy, Jordan	Nov 14	Texas-Arlington (7-8)
	6	Curry, Eric	Nov 14	Texas-Arlington (6-6) (& 1 other)
FT Attempt	12	Coffey, Amir	Nov 18	St. John's (N.Y.) (11-12)
	8	Coffey, Amir	Nov 11	La.-Lafayette (5-8)
	8	Murphy, Jordan	Nov 14	Texas-Arlington (7-8) (& 1 other)
FT % (min 3 FT)	1.000	Curry, Eric	Nov 14	Texas-Arlington (6-6)
	1.000	Lynch, Reggie	Nov 14	Texas-Arlington (4-4)
	1.000	Mason, Nate	Nov 18	St. John's (N.Y.) (4-4)
Off. Reb.	6	Murphy, Jordan	Nov 14	Texas-Arlington
	4	Lynch, Reggie	Nov 11	La.-Lafayette
	3	Lynch, Reggie	Nov 14	Texas-Arlington (& 2 others)
Def. Reb.	10	Lynch, Reggie	Nov 18	St. John's (N.Y.)
	9	Murphy, Jordan	Nov 16	Mt. St. Mary's
	7	Curry, Eric	Nov 11	La.-Lafayette
Tot. Reb.	12	Murphy, Jordan	Nov 14	Texas-Arlington (6+6)
	12	Murphy, Jordan	Nov 16	Mt. St. Mary's (3+9)
	11	Lynch, Reggie	Nov 18	St. John's (N.Y.) (1+10)
Assist	7	Mason, Nate	Nov 11	La.-Lafayette
	7	Mason, Nate	Nov 14	Texas-Arlington
	7	Mason, Nate	Nov 18	St. John's (N.Y.)
Turnover	4	Mason, Nate	Nov 11	La.-Lafayette
	4	Coffey, Amir	Nov 11	La.-Lafayette
	4	Mason, Nate	Nov 16	Mt. St. Mary's
Block	9	Lynch, Reggie	Nov 18	St. John's (N.Y.)
	3	Lynch, Reggie	Nov 14	Texas-Arlington
	2	Lynch, Reggie	Nov 11	La.-Lafayette (& 3 others)
Steal	2	Mason, Nate	Nov 11	La.-Lafayette
	2	McBrayer, Dupree	Nov 14	Texas-Arlington
	2	Coffey, Amir	Nov 14	Texas-Arlington (& 2 others)
Minutes	37	Mason, Nate	Nov 14	Texas-Arlington
	36	Coffey, Amir	Nov 18	St. John's (N.Y.)
	35	Murphy, Jordan	Nov 14	Texas-Arlington (& 2 others)

**Minnesota Basketball**  
**2016-17 Individual Highs as of Fri, Nov 18, 2016**  
**All Games**  
**Opponents**

<b>Statistic</b>		<b>Player</b>	<b>Date</b>	<b>Opponent</b>
Points	31	Lovett, Marcus	Nov 18	St. John's (N.Y.) (11-27,3-5,6-8)
	23	Ponds, Shamorie	Nov 18	St. John's (N.Y.) (8-15,5-9,2-2)
	21	Miller, Justin	Nov 11	La.-Lafayette (7-14,2-6,5-5)
FG Made	11	Lovett, Marcus	Nov 18	St. John's (N.Y.) (11-27)
	8	Ponds, Shamorie	Nov 18	St. John's (N.Y.) (8-15)
	7	Miller, Justin	Nov 11	La.-Lafayette (7-14) (& 1 other)
FG Attempt	27	Lovett, Marcus	Nov 18	St. John's (N.Y.) (11-27)
	15	Ponds, Shamorie	Nov 18	St. John's (N.Y.) (8-15)
	14	Miller, Justin	Nov 11	La.-Lafayette (7-14) (& 2 others)
FG % (min 5 FG)	0.636	Jones, Jalen	Nov 14	Texas-Arlington (7-11)
	0.533	Ponds, Shamorie	Nov 18	St. John's (N.Y.) (8-15)
	0.500	Miller, Justin	Nov 11	La.-Lafayette (7-14)
3FG Made	5	Ponds, Shamorie	Nov 18	St. John's (N.Y.) (5-9)
	4	Neal, Erick	Nov 14	Texas-Arlington (4-11)
	3	Evans, Kadavion	Nov 11	La.-Lafayette (3-5) (& 4 others)
3FG Att.	11	Neal, Erick	Nov 14	Texas-Arlington (4-11)
	9	Ponds, Shamorie	Nov 18	St. John's (N.Y.) (5-9)
	8	Alexander, Greg	Nov 16	Mt. St. Mary's (3-8)
3FG % (min 3 FG)	0.600	Evans, Kadavion	Nov 11	La.-Lafayette (3-5)
	0.600	Charles, Drew	Nov 14	Texas-Arlington (3-5)
	0.600	Lovett, Marcus	Nov 18	St. John's (N.Y.) (3-5)
FT Made	6	Washington, Bryce	Nov 11	La.-Lafayette (6-7)
	6	Hervey, Kevin	Nov 14	Texas-Arlington (6-6)
	6	Lovett, Marcus	Nov 18	St. John's (N.Y.) (6-8)
FT Attempt	8	Lovett, Marcus	Nov 18	St. John's (N.Y.) (6-8)
	7	Washington, Bryce	Nov 11	La.-Lafayette (6-7)
	6	Hervey, Kevin	Nov 14	Texas-Arlington (6-6) (& 1 other)
FT % (min 3 FT)	1.000	Hervey, Kevin	Nov 14	Texas-Arlington (6-6)
	1.000	Miller, Justin	Nov 11	La.-Lafayette (5-5)
	0.857	Washington, Bryce	Nov 11	La.-Lafayette (6-7)
Off. Reb.	5	Washington, Bryce	Nov 11	La.-Lafayette
	5	Owens, Tariq	Nov 18	St. John's (N.Y.)
	4	Davis, Jerekus	Nov 11	La.-Lafayette
Def. Reb	8	Ahmed, Bashir	Nov 18	St. John's (N.Y.)
	6	Ponds, Shamorie	Nov 18	St. John's (N.Y.)
	5	Stove, Johnathan	Nov 11	La.-Lafayette (& 3 others)
Tot. Reb.	10	Washington, Bryce	Nov 11	La.-Lafayette (5+5)
	10	Ahmed, Bashir	Nov 18	St. John's (N.Y.) (2+8)
	8	Ponds, Shamorie	Nov 18	St. John's (N.Y.) (2+6)
Assist	5	Neal, Erick	Nov 14	Texas-Arlington
	5	Lovett, Marcus	Nov 18	St. John's (N.Y.)
	3	Bartley, Frank	Nov 11	La.-Lafayette (& 3 others)
Turnover	3	Stalcup, Larenz	Nov 11	La.-Lafayette
	3	Neal, Erick	Nov 14	Texas-Arlington
	3	Bilbao, Jorge	Nov 14	Texas-Arlington (& 2 others)
Block	3	Pope, Faith	Nov 14	Texas-Arlington
	2	Owens, Tariq	Nov 18	St. John's (N.Y.)
	2	Yakwe, Kassoum	Nov 18	St. John's (N.Y.)
Steal	2	Wright, Jay	Nov 11	La.-Lafayette
	2	Miller, Justin	Nov 11	La.-Lafayette
	2	Bartley, Frank	Nov 11	La.-Lafayette (& 2 others)
Minutes	39	Ponds, Shamorie	Nov 18	St. John's (N.Y.)
	38	Lovett, Marcus	Nov 18	St. John's (N.Y.)
	35	Neal, Erick	Nov 14	Texas-Arlington

# Minnesota Basketball

## 2016-17 Team Leaders as of Fri, Nov 18, 2016

### All Games

Includes 4 Games Played

Points (by total)	#	GP	Avg	Starts	#	Games Played	#	Minutes Played	#	GP	Avg
05 Coffey, Amir	63	4	15.8	02 Mason, Nate	4	02 Mason, Nate	4	02 Mason, Nate	131	4	32.8
01 McBrayer, Dupree	59	4	14.8	01 McBrayer, Dupree	4	21 Konate, Bakary	4	01 McBrayer, Dupree	124	4	31.0
02 Mason, Nate	54	4	13.5	03 Murphy, Jordan	4	01 McBrayer, Dupree	4	05 Coffey, Amir	117	4	29.3
03 Murphy, Jordan	47	4	11.8	05 Coffey, Amir	4	03 Murphy, Jordan	4	03 Murphy, Jordan	100	4	25.0
22 Lynch, Reggie	36	4	9.0	22 Lynch, Reggie	4	32 Gilbert, Ahmad	4	24 Curry, Eric	92	4	23.0
24 Curry, Eric	29	4	7.2	21 Konate, Bakary	0	00 Springs, Akeem	4	22 Lynch, Reggie	86	4	21.5
00 Springs, Akeem	27	4	6.8	41 Diedhiou, Gaston	0	05 Coffey, Amir	4	00 Springs, Akeem	65	4	16.3
32 Gilbert, Ahmad	11	4	2.8	15 Sharp, Stephon	0	22 Lynch, Reggie	4	42 Hurt, Michael	31	4	7.8
21 Konate, Bakary	4	4	1.0	32 Gilbert, Ahmad	0	24 Curry, Eric	4	32 Gilbert, Ahmad	21	4	5.3
04 Rudrud, Brady	4	3	1.3	10 Haugh, Darin	0	42 Hurt, Michael	4	21 Konate, Bakary	15	4	3.8
42 Hurt, Michael	4	4	1.0	00 Springs, Akeem	0	15 Sharp, Stephon	3	15 Sharp, Stephon	6	3	2.0
41 Diedhiou, Gaston	2	2	1.0	04 Rudrud, Brady	0	10 Haugh, Darin	3	04 Rudrud, Brady	5	3	1.3
15 Sharp, Stephon	2	3	0.7	24 Curry, Eric	0	04 Rudrud, Brady	3	41 Diedhiou, Gaston	4	2	1.0
10 Haugh, Darin	0	3	0.0	42 Hurt, Michael	0	41 Diedhiou, Gaston	2	10 Haugh, Darin	3	3	0.0

#### Field Goals

Percentage	Made	Att	Pct	Made	#	GP	Avg	Attempt	#	GP	Avg
41 Diedhiou, Gaston	1	1	1.000	01 McBrayer, Dupree	22	4	5.5	02 Mason, Nate	43	4	10.8
04 Rudrud, Brady	1	1	1.000	05 Coffey, Amir	19	4	4.8	05 Coffey, Amir	40	4	10.0
01 McBrayer, Dupree	22	35	0.629	02 Mason, Nate	18	4	4.5	01 McBrayer, Dupree	35	4	8.8
03 Murphy, Jordan	18	33	0.545	03 Murphy, Jordan	18	4	4.5	03 Murphy, Jordan	33	4	8.2
22 Lynch, Reggie	11	21	0.524	22 Lynch, Reggie	11	4	2.8	00 Springs, Akeem	27	4	6.8
21 Konate, Bakary	2	4	0.500	24 Curry, Eric	9	4	2.2	22 Lynch, Reggie	21	4	5.2
24 Curry, Eric	9	18	0.500	00 Springs, Akeem	8	4	2.0	24 Curry, Eric	18	4	4.5
05 Coffey, Amir	19	40	0.475	32 Gilbert, Ahmad	4	4	1.0	32 Gilbert, Ahmad	9	4	2.2
32 Gilbert, Ahmad	4	9	0.444	21 Konate, Bakary	2	4	0.5	42 Hurt, Michael	6	4	1.5
02 Mason, Nate	18	43	0.419	41 Diedhiou, Gaston	1	2	0.5	21 Konate, Bakary	4	4	1.0
00 Springs, Akeem	8	27	0.296	04 Rudrud, Brady	1	3	0.3	41 Diedhiou, Gaston	1	2	0.5
42 Hurt, Michael	1	6	0.167	42 Hurt, Michael	1	4	0.2	04 Rudrud, Brady	1	3	0.3
15 Sharp, Stephon	0	0	0.000	15 Sharp, Stephon	0	3	0.0	15 Sharp, Stephon	0	3	0.0
10 Haugh, Darin	0	0	0.000	10 Haugh, Darin	0	3	0.0	10 Haugh, Darin	0	3	0.0

#### 3 Pt. Field Goals

Percentage	Made	Att	Pct	Made	#	GP	Avg	Attempt	#	GP	Avg
04 Rudrud, Brady	1	1	1.000	02 Mason, Nate	6	4	1.5	00 Springs, Akeem	20	4	5.0
01 McBrayer, Dupree	6	12	0.500	01 McBrayer, Dupree	6	4	1.5	02 Mason, Nate	19	4	4.8
32 Gilbert, Ahmad	3	7	0.429	00 Springs, Akeem	6	4	1.5	05 Coffey, Amir	14	4	3.5
02 Mason, Nate	6	19	0.316	32 Gilbert, Ahmad	3	4	0.8	01 McBrayer, Dupree	12	4	3.0
00 Springs, Akeem	6	20	0.300	05 Coffey, Amir	3	4	0.8	32 Gilbert, Ahmad	7	4	1.8
05 Coffey, Amir	3	14	0.214	04 Rudrud, Brady	1	3	0.3	42 Hurt, Michael	4	4	1.0
03 Murphy, Jordan	0	2	0.000	21 Konate, Bakary	0	4	0.0	03 Murphy, Jordan	2	4	0.5
24 Curry, Eric	0	1	0.000	41 Diedhiou, Gaston	0	2	0.0	04 Rudrud, Brady	1	3	0.3
42 Hurt, Michael	0	4	0.000	03 Murphy, Jordan	0	4	0.0	24 Curry, Eric	1	4	0.2
21 Konate, Bakary	0	0	0.000	15 Sharp, Stephon	0	3	0.0	21 Konate, Bakary	0	4	0.0
41 Diedhiou, Gaston	0	0	0.000	10 Haugh, Darin	0	3	0.0	41 Diedhiou, Gaston	0	2	0.0
15 Sharp, Stephon	0	0	0.000	22 Lynch, Reggie	0	4	0.0	15 Sharp, Stephon	0	3	0.0
10 Haugh, Darin	0	0	0.000	24 Curry, Eric	0	4	0.0	10 Haugh, Darin	0	3	0.0
22 Lynch, Reggie	0	0	0.000	42 Hurt, Michael	0	4	0.0	22 Lynch, Reggie	0	4	0.0

#### Free Throws

Percentage	Made	Att	Pct	Made	#	GP	Avg	Attempt	#	GP	Avg
15 Sharp, Stephon	2	2	1.000	05 Coffey, Amir	22	4	5.5	05 Coffey, Amir	28	4	7.0
42 Hurt, Michael	2	2	1.000	22 Lynch, Reggie	14	4	3.5	22 Lynch, Reggie	20	4	5.0
00 Springs, Akeem	5	6	0.833	02 Mason, Nate	12	4	3.0	03 Murphy, Jordan	19	4	4.8
05 Coffey, Amir	22	28	0.786	03 Murphy, Jordan	11	4	2.8	02 Mason, Nate	16	4	4.0
24 Curry, Eric	11	14	0.786	24 Curry, Eric	11	4	2.8	01 McBrayer, Dupree	15	4	3.8
02 Mason, Nate	12	16	0.750	01 McBrayer, Dupree	9	4	2.2	24 Curry, Eric	14	4	3.5
22 Lynch, Reggie	14	20	0.700	00 Springs, Akeem	5	4	1.2	00 Springs, Akeem	6	4	1.5
01 McBrayer, Dupree	9	15	0.600	15 Sharp, Stephon	2	3	0.7	15 Sharp, Stephon	2	3	0.7
03 Murphy, Jordan	11	19	0.579	42 Hurt, Michael	2	4	0.5	04 Rudrud, Brady	2	3	0.7
04 Rudrud, Brady	1	2	0.500	04 Rudrud, Brady	1	3	0.3	42 Hurt, Michael	2	4	0.5
21 Konate, Bakary	0	0	0.000	21 Konate, Bakary	0	4	0.0	21 Konate, Bakary	0	4	0.0
41 Diedhiou, Gaston	0	0	0.000	41 Diedhiou, Gaston	0	2	0.0	41 Diedhiou, Gaston	0	2	0.0
32 Gilbert, Ahmad	0	0	0.000	32 Gilbert, Ahmad	0	4	0.0	32 Gilbert, Ahmad	0	4	0.0
10 Haugh, Darin	0	0	0.000	10 Haugh, Darin	0	3	0.0	10 Haugh, Darin	0	3	0.0



# Minnesota Basketball

## 2016-17 Team Leaders as of Fri, Nov 18, 2016

### All Games

Includes 4 Games Played

#### Rebounds

Total	#	GP	Avg
03 Murphy, Jordan	32	4	8.0
22 Lynch, Reggie	30	4	7.5
24 Curry, Eric	28	4	7.0
02 Mason, Nate	20	4	5.0
00 Springs, Akeem	15	4	3.8
05 Coffey, Amir	15	4	3.8
01 McBrayer, Dupree	10	4	2.5
32 Gilbert, Ahmad	7	4	1.8
21 Konate, Bakary	4	4	1.0
10 Haugh, Darin	1	3	0.3
04 Rudrud, Brady	1	3	0.3
42 Hurt, Michael	1	4	0.2
41 Diedhiou, Gaston	0	2	0.0
15 Sharp, Stephon	0	3	0.0

Assists	#	GP	Avg
02 Mason, Nate	24	4	6.0
01 McBrayer, Dupree	12	4	3.0
24 Curry, Eric	8	4	2.0
05 Coffey, Amir	7	4	1.8
00 Springs, Akeem	5	4	1.2
22 Lynch, Reggie	5	4	1.2
03 Murphy, Jordan	3	4	0.8
10 Haugh, Darin	2	3	0.7
32 Gilbert, Ahmad	1	4	0.2
42 Hurt, Michael	1	4	0.2
21 Konate, Bakary	0	4	0.0
41 Diedhiou, Gaston	0	2	0.0
15 Sharp, Stephon	0	3	0.0
04 Rudrud, Brady	0	3	0.0

Blocks	#	GP	Avg
22 Lynch, Reggie	15	4	3.8
03 Murphy, Jordan	5	4	1.2
24 Curry, Eric	4	4	1.0
21 Konate, Bakary	2	4	0.5
01 McBrayer, Dupree	1	4	0.2
02 Mason, Nate	0	4	0.0
41 Diedhiou, Gaston	0	2	0.0
15 Sharp, Stephon	0	3	0.0
32 Gilbert, Ahmad	0	4	0.0
10 Haugh, Darin	0	3	0.0
00 Springs, Akeem	0	4	0.0
04 Rudrud, Brady	0	3	0.0
05 Coffey, Amir	0	4	0.0
42 Hurt, Michael	0	4	0.0

Assists/Turnover Ratio	#	Ast	TO
02 Mason, Nate	2.4	24	10
01 McBrayer, Dupree	2.4	12	5
10 Haugh, Darin	2.0	2	1
24 Curry, Eric	1.6	8	5
00 Springs, Akeem	1.2	5	4
32 Gilbert, Ahmad	1.0	1	1
05 Coffey, Amir	1.0	7	7
22 Lynch, Reggie	1.0	5	5
03 Murphy, Jordan	0.6	3	5
42 Hurt, Michael	0.5	1	2
21 Konate, Bakary	0.0	0	3
15 Sharp, Stephon	0.0	0	1
41 Diedhiou, Gaston	0.0	0	0
04 Rudrud, Brady	0.0	0	0

Offensive	#	GP	Avg
03 Murphy, Jordan	13	4	3.2
22 Lynch, Reggie	8	4	2.0
24 Curry, Eric	8	4	2.0
05 Coffey, Amir	4	4	1.0
00 Springs, Akeem	3	4	0.8
02 Mason, Nate	2	4	0.5
21 Konate, Bakary	1	4	0.2
01 McBrayer, Dupree	1	4	0.2
41 Diedhiou, Gaston	0	2	0.0
15 Sharp, Stephon	0	3	0.0
32 Gilbert, Ahmad	0	4	0.0
10 Haugh, Darin	0	3	0.0
04 Rudrud, Brady	0	3	0.0
42 Hurt, Michael	0	4	0.0

Turnovers	#	GP	Avg
02 Mason, Nate	10	4	2.5
05 Coffey, Amir	7	4	1.8
01 McBrayer, Dupree	5	4	1.2
03 Murphy, Jordan	5	4	1.2
22 Lynch, Reggie	5	4	1.2
24 Curry, Eric	5	4	1.2
00 Springs, Akeem	4	4	1.0
21 Konate, Bakary	3	4	0.8
42 Hurt, Michael	2	4	0.5
15 Sharp, Stephon	1	3	0.3
32 Gilbert, Ahmad	1	4	0.2
10 Haugh, Darin	1	3	0.3
41 Diedhiou, Gaston	0	2	0.0
04 Rudrud, Brady	0	3	0.0

Fouls	#	GP	Avg
22 Lynch, Reggie	15	4	3.8
03 Murphy, Jordan	13	4	3.2
05 Coffey, Amir	12	4	3.0
24 Curry, Eric	11	4	2.8
21 Konate, Bakary	7	4	1.8
02 Mason, Nate	6	4	1.5
01 McBrayer, Dupree	5	4	1.2
42 Hurt, Michael	4	4	1.0
32 Gilbert, Ahmad	3	4	0.8
00 Springs, Akeem	3	4	0.8
15 Sharp, Stephon	2	3	0.7
41 Diedhiou, Gaston	0	2	0.0
10 Haugh, Darin	0	3	0.0
04 Rudrud, Brady	0	3	0.0

Points (by average)	#	GP	Avg
05 Coffey, Amir	63	4	15.8
01 McBrayer, Dupree	59	4	14.8
02 Mason, Nate	54	4	13.5
03 Murphy, Jordan	47	4	11.8
22 Lynch, Reggie	36	4	9.0
24 Curry, Eric	29	4	7.2
00 Springs, Akeem	27	4	6.8
32 Gilbert, Ahmad	11	4	2.8
04 Rudrud, Brady	4	3	1.3
21 Konate, Bakary	4	4	1.0
41 Diedhiou, Gaston	2	2	1.0
42 Hurt, Michael	4	4	1.0
15 Sharp, Stephon	2	3	0.7
10 Haugh, Darin	0	3	0.0

Defensive	#	GP	Avg
22 Lynch, Reggie	22	4	5.5
24 Curry, Eric	20	4	5.0
03 Murphy, Jordan	19	4	4.8
02 Mason, Nate	18	4	4.5
00 Springs, Akeem	12	4	3.0
05 Coffey, Amir	11	4	2.8
01 McBrayer, Dupree	9	4	2.2
32 Gilbert, Ahmad	7	4	1.8
21 Konate, Bakary	3	4	0.8
10 Haugh, Darin	1	3	0.3
04 Rudrud, Brady	1	3	0.3
42 Hurt, Michael	1	4	0.2
41 Diedhiou, Gaston	0	2	0.0
15 Sharp, Stephon	0	3	0.0

Steals	#	GP	Avg
02 Mason, Nate	6	4	1.5
05 Coffey, Amir	5	4	1.2
01 McBrayer, Dupree	4	4	1.0
03 Murphy, Jordan	2	4	0.5
24 Curry, Eric	2	4	0.5
00 Springs, Akeem	1	4	0.2
21 Konate, Bakary	0	4	0.0
41 Diedhiou, Gaston	0	2	0.0
15 Sharp, Stephon	0	3	0.0
32 Gilbert, Ahmad	0	4	0.0
10 Haugh, Darin	0	3	0.0
04 Rudrud, Brady	0	3	0.0
22 Lynch, Reggie	0	4	0.0
42 Hurt, Michael	0	4	0.0

Foulout	#	GP
03 Murphy, Jordan	1	4
02 Mason, Nate	0	4
21 Konate, Bakary	0	4
41 Diedhiou, Gaston	0	2
01 McBrayer, Dupree	0	4
15 Sharp, Stephon	0	3
32 Gilbert, Ahmad	0	4
10 Haugh, Darin	0	3
00 Springs, Akeem	0	4
04 Rudrud, Brady	0	3
05 Coffey, Amir	0	4
22 Lynch, Reggie	0	4
24 Curry, Eric	0	4
42 Hurt, Michael	0	4

Total Rebounds (by average)	#	GP	Avg
03 Murphy, Jordan	32	4	8.0
22 Lynch, Reggie	30	4	7.5
24 Curry, Eric	28	4	7.0
02 Mason, Nate	20	4	5.0
00 Springs, Akeem	15	4	3.8
05 Coffey, Amir	15	4	3.8
01 McBrayer, Dupree	10	4	2.5
32 Gilbert, Ahmad	7	4	1.8
21 Konate, Bakary	4	4	1.0
10 Haugh, Darin	1	3	0.3
04 Rudrud, Brady	1	3	0.3
42 Hurt, Michael	1	4	0.2
41 Diedhiou, Gaston	0	2	0.0
15 Sharp, Stephon	0	3	0.0

# Minnesota Basketball

## 2016-17 Team Totals as of Fri, Nov 18, 2016

### All Games

**Record**      **Home**      **Away**      **Neutral**  
**4-0**          **4-0**          **0-0**          **0-0**

Name				Total		3 Pt				Rebounds											
	GP-GS	Min	Avg	FG-FGA	Pct	FG-FGA	Pct	FT-FTA	Pct	Off	Def	Tot	Avg	PF	DQ	A	TO	BLK	STL	Pts	Avg
05 Coffey, Amir	4-4	117	29.2	19-40	0.475	3-14	0.214	22-28	0.786	4	11	15	3.8	12	0	7	7	0	5	63	15.8
01 McBrayer, Dupree	4-4	124	31.0	22-35	0.629	6-12	0.500	9-15	0.600	1	9	10	2.5	5	0	12	5	1	4	59	14.8
02 Mason, Nate	4-4	131	32.8	18-43	0.419	6-19	0.316	12-16	0.750	2	18	20	5.0	6	0	24	10	0	6	54	13.5
03 Murphy, Jordan	4-4	100	25.0	18-33	0.545	0-2	0.000	11-19	0.579	13	19	32	8.0	13	1	3	5	5	2	47	11.8
22 Lynch, Reggie	4-4	86	21.5	11-21	0.524	0-0	-	14-20	0.700	8	22	30	7.5	15	0	5	5	15	0	36	9.0
24 Curry, Eric	4-0	92	23.0	9-18	0.500	0-1	0.000	11-14	0.786	8	20	28	7.0	11	0	8	5	4	2	29	7.2
00 Springs, Akeem	4-0	65	16.2	8-27	0.296	6-20	0.300	5-6	0.833	3	12	15	3.8	3	0	5	4	0	1	27	6.8
32 Gilbert, Ahmad	4-0	21	5.2	4-9	0.444	3-7	0.429	0-0	-	0	7	7	1.8	3	0	1	1	0	0	11	2.8
04 Rudrud, Brady	3-0	5	1.7	1-1	1.000	1-1	1.000	1-2	0.500	0	1	1	0.3	0	0	0	0	0	0	4	1.3
21 Konate, Bakary	4-0	15	3.8	2-4	0.500	0-0	-	0-0	-	1	3	4	1.0	7	0	0	3	2	0	4	1.0
41 Diedhiou, Gaston	2-0	4	2.0	1-1	1.000	0-0	-	0-0	-	0	0	0	0.0	0	0	0	0	0	0	2	1.0
42 Hurt, Michael	4-0	31	7.8	1-6	0.167	0-4	0.000	2-2	1.000	0	1	1	0.2	4	0	1	2	0	0	4	1.0
15 Sharp, Stephon	3-0	6	2.0	0-0	-	0-0	-	2-2	1.000	0	0	0	0.0	2	0	0	1	0	0	2	0.7
10 Haugh, Darin	3-0	3	1.0	0-0	-	0-0	-	0-0	-	0	1	1	0.3	0	0	2	1	0	0	0	0.0
TM TEAM				0-0	-	0-0	-			1	8	9	2.2			0				0	0.0
	GP-GS	Min	Avg	FG-FGA	Pct	FG-FGA	Pct	FT-FTA	Pct	Off	Def	Tot	Avg	PF	DQ	A	TO	BLK	STL	Pts	Avg
MINN Total	4			114-238	0.479	25-80	0.312	89-124	0.718	41	132	173	43.2	81	1	68	49	27	20	342	85.5
Opponents	4			95-267	0.356	35-101	0.347	58-88	0.659	54	99	153	38.2	98	-	40	52	13	22	283	70.8
MINN Average				28.5-59.5		6.2-20.0		22.2-31.0		10.2	33.0	43.2		20.2		17.0	12.2	6.8	5.0	85.5	
Opp. Average				23.8-66.8		8.8-25.2		14.5-22.0		13.5	24.8	38.2		24.5		10.0	13.0	3.2	5.5	70.8	

Date	Opponent		Score	Record	Attendance	Location	
Nov 11	La.-Lafayette	W	86-74	1-0	8,453	Minneapolis, Minn. (Williams Arena)	
Nov 14	Texas-Arlington	W	84-67	2-0	7,986	Minneapolis, Minn. (Williams Arena)	
Nov 16	Mt. St. Mary's	W	80-56	3-0	7,940	Minneapolis, Minn. (Williams Arena)	
Nov 18	St. John's (N.Y.)	W	92-86	4-0	8,873	Minneapolis, Minn. (Williams Arena)	Gavitt Tipoff Games

\* indicates conference games